

NEXT APPOINTMENT:

END OF REPORTING PERIOD 1 (9/8)

Reporting Period 1	August 14 (School Starts 8/15)	August 21	August 28	September 4 (9/4 Holiday)
Subject	Week 1	Week 2	Week 3	Week 4
Reading Literacy and Language Teacher Edition (TE) Houghton Mifflin Harcourt Journeys Student Book 2.1	Complete Back to School beginning of the year packet.	Lesson 1 The Perfect Pet (read aloud) TE page 378 Henry and Mudge (Anchor Text) Pgs. 14-25 All in the Family Pgs. 30-32	Lesson 2 More Than a Best Friend (read aloud) TE page 378 My Family (Anchor Text) Pgs. 42-57 Family Poetry Pgs. 62-64	Lesson 3 Choosing a Pet (read aloud) TE page 379 Dogs (Anchor Text) Pgs. 74-89 Helping Paws Pgs. 94-96
Reading Minilessons & Word Study Literacy and Language Teacher Edition (TE) Student Book 2.1 Reader's Notebook (RN) 2.1		Sequence of Events TE pgs 186-187 Short Vowels (a, i) TE Pgs. 56-57 Word Study TE Pgs. 116-117 Grammar: Subject and Predicate Student Book Pgs. 34-35 RN Pgs. 1-15	Compare and Contrasts TE pgs. 188-189 Short Vowels (o, u, e) TE Pgs. 58-59 Word Study TE Pgs. 118-119 Grammar: Simple Sentences Student Book Pgs. 66-67 RN Pgs. 16-30	Author's Purpose & Text and Graphic Features TE pgs. 190-191 Long Vowels (a, i) TE Pgs. 60-61 Word Study TE Pgs. 120-121 Grammar: Types of Sentences Student Book Pgs. 98-99 RN Pgs. 31-45
Writing Literacy and Language Teacher Edition (TE) Writer's Handbook (WH) Student Book 2.1 Zaner- Bloser Handwriting (ZB)	ZB Pgs. 5-8	Sentences That Tell a True Story TE Pgs. 270-271 WH Pgs. 14-15 Narrative Writing Student Book Pgs. 36-37 ZB Pgs. 9-13	Friendly Letter TE Pgs. 272-273 WH Pgs. 16-17 Narrative Writing Student Book Pgs. 68-69 ZB Pgs. 14-17	Sentences That Describe TE Pgs. 274-275 WH Pgs. 18-19 Narrative Writing Student Book Pgs. 100-101 ZB Pgs. 18-19
Guided Reading	● Struggling ▲ On Level ■ Advanced ◆ ESL Students Below: Levels A-I At: Levels J-M Above: Levels M+			
Keyboarding Freetypinggame.net	Be able to: locate the home row keys (a, s, d, f, j, k, l, ;)			

Reporting Period 1	August 14 (School Starts 8/15)	August 21	August 28	September 4 (9/4 Holiday)
Subject	Week 1	Week 2	Week 3	Week 4 End of RP 1 (9/8)
<u>Math</u> McGraw-Hill My Math Chapter Tests Performance Tasks	Chapter 1: Addition Concepts Am I Ready? Vocabulary Cards & Foldable Activity – pgs. 3-9 Lesson 1 pgs. 11-14 Lesson 2 pgs. 17-20 Lesson 3 pgs. 23-26 Lesson 4 pgs. 29-32	Chapter 1: Addition Concepts Check My Progress pgs. 35-36 Lesson 5 pgs. 37-40 Lesson 6 pgs. 43-46 Lesson 7 pgs. 49-52 Lesson 8 pgs. 55-58	Chapter 1: Addition Concepts Lesson 9 pgs. 61-64 Check My Progress pgs. 67-68 Lesson 10 pgs. 69-72 Lesson 11 pgs. 75-78 Lesson 12 pgs. 81-84	Chapter 1: Addition Concepts Lesson 13 pgs. 87-90 Fluency Practice pgs. 93-94 Chapter 1 Review pgs. 95-97 Chapter 1 Test Performance Task: Lemonade Stand pgs. 113-114
Additional Practice Assessments	My Homework pages for each lesson; online support	My Homework pages for each lesson; online support	My Homework pages for each lesson; online support	My Homework pages for each lesson; online support
<u>Science</u> Harcourt Science Content Support Workbook (SCS) Assessment Guide (AG)	Reading in Science Handbook pgs. R14 – R19 SCS pgs. v – vi AG Unit Pretest pgs. 2 – 3	Ready, Set, Science! L1 Investigation Skills pgs. viii – 11 SCS pgs. 1 – 2	Ready, Set, Science! L1 Investigation Skills Cont. review pgs. viii – 11 SCS pgs. 3 – 6 AG L1 quiz pg. 4	Ready, Set, Science! L2 Science Tools pgs. 12 – 23 SCS pgs. 7 – 14 AG L2 quiz pg. 6
<u>Social Studies</u> Harcourt: Reflections Homework Practice. Book (HPB) Assessment Program (AP) Maps, Charts, Graphs (MCG)	Introduction pgs. I1 -I18 Time, People, Place AP Unit I Pretest pg. 1	Unit I Families Long Ago Vocabulary, Study Skills, Start With a Story pgs. 1-21 MCG L1 Pictures and Captions pgs. 2-3	Unit I Families Long Ago L1 pgs. 22-27 People/Places HPB pgs. 1-2 MCG L2 What is a Map? pgs. 4-5	Unit I Families Long Ago L2 pgs. 28-35 Tracing History HPB pgs. 3-4 MCG L3 What is a Globe? pgs. 6-7
Enrichment/ Supplemental	Visit a Hands-On Science Museum			

NEXT APPOINTMENT:





END OF REPORTING PERIOD 2(10/6)

Reporting Period 2	September 11	September 18	September 25	October 2
Subject	Week 5	Week 6	Week 7	Week 8
<p><u>Reading</u> Literacy and Language Teacher Edition (TE)</p> <p>Houghton Mifflin Harcourt Journeys Student Book 2.1</p>	<p>Lesson 4 Bats: Bestly or Beautiful? (read aloud) TE page 379</p> <p>Diary of a Spider (Anchor Text) Pgs. 106-129</p> <p>A Swallow and a Spider Pgs. 134-136</p>	<p>Lesson 5 Lester (read aloud) TE page 380</p> <p>Teacher's Pets (Anchor Text) Pgs. 146-169</p> <p>Westburg by Bus! Pgs. 174-176</p>	<p>Lesson 6 City Life Is for the Birds (read aloud) TE page 380</p> <p>Animals Building Homes (Anchor Text) Pgs. 190-205</p> <p>Whose Home Is This? Pgs. 210-216</p>	<p>Lesson 7 Trouble in the Lily Garden (read aloud) TE page 381</p> <p>The Ugly Vegetables (Anchor Text) Pgs. 226-249</p> <p>They Really Are GIANT! Pgs. 254-256</p>
<p>Reading Minilessons & Word Study</p> <p>Literacy and Language Teacher Edition (TE)</p> <p>Student Book 2.1</p> <p>Reader's Notebook (RN) 2.1</p>	<p>Cause and Effect TE Pgs. 192-193</p> <p>Long Vowels (o, u) TE Pgs. 62-63</p> <p>Word Study TE Pgs. 122-123</p> <p>Grammar: Nouns Student Book Pgs. 138-139</p> <p>RN Pgs. 46-60</p>	<p>Story Structure TE Pgs. 194-195</p> <p>Consonant blends (with r, l, s) TE Pgs. 64-65</p> <p>Word Study TE Pgs. 124-125</p> <p>Grammar: Singular and Plural Nouns Student Book Pgs. 178-179</p> <p>RN Pgs. 61-75</p>	<p>Text and Graphic Features / Compare and Contrast TE Pgs. 196-197</p> <p>Common Final TE Pgs. 66-67</p> <p>Word Study TE Pgs. 126-127</p> <p>Grammar: Special Kinds of Nouns Student Book Pgs. 218-219</p> <p>RN Pgs. 76-90</p>	<p>Understanding Characters/ Conclusions TE Pgs. 198-199</p> <p>Double Consonant and ck TE Pgs. 68-69</p> <p>Word Study TE Pgs. 128-129</p> <p>Grammar: Proper Nouns Student Book Pgs. 258-259</p> <p>RN Pgs. 91-105</p>
<p>Writing Literacy and Language Teacher Edition (TE)</p> <p>Writer's Handbook (WH) Student Book 2.1</p> <p>Zaner- Bloser Handwriting (ZB)</p>	<p>True Story TE Pgs. 276-277 WH Pgs. 20-21</p> <p>Narrative Writing Student Book Pgs. 140-141</p> <p>ZB Pgs. 20-23</p>	<p>True Story TE Pgs. 278-279 WH Pgs. 22-23</p> <p>Narrative Writing Student Book Pgs. 180-180</p> <p>ZB Pgs. 24-25</p>	<p>Informational Paragraph TE Pgs. 280-281 WH Pgs. 24-25</p> <p>Informative Writing Student Book Pgs. 220-221</p> <p>ZB Pgs. 26-27</p>	<p>Informational Paragraph TE Pgs. 282-283 WH Pgs. 26-27</p> <p>Informative Writing Student Book Pgs. 260-261</p> <p>ZB Pgs. 28-29</p>
Guided Reading	<p>● Struggling ▲ On Level ■ Advanced ◆ ESL Students Below: Levels A-I At: Levels J-M Above: Levels M+</p>			
Keyboarding Freotypinggame.net	Be able to: use correct finger placement on the "home row" keys (index fingers on "F" and "J")			

Reporting Period 2	September 11	September 18	September 25	October 2
Subject	Week 5	Week 6	Week 7	Week 8 End of RP 2 (10/6)
Math McGraw-Hill My Math Chapter Tests Performance Tasks	Chapter 2 – Number Patterns Am I Ready? pgs. 101 - 102 Lesson 1 pgs. 107 - 110 Lesson 2 pgs. 113 - 116 Lesson 3 pgs. 119 - 122 Check My Progress pgs. 125 – 126 Lesson 4 pgs. 127 - 132	Chapter 2 – Number Patterns Lesson 5 pgs. 133 - 136 Lesson 6 pgs. 139 - 142 Lesson 7 pgs. 145 – 148 Fluency Practice pgs. 151 - 152 My Review pgs. 153 - 155 Reflect pg. 156	Chapter 2 Test Performance Task – pgs. 127 – 128 Chapter 3 – Add Two-Digit Numbers Am I Ready? pgs. 151- 160 Lesson 1 pgs. 165 – 168 Lesson 2 pgs. 170 – 174	Chapter 3 – Add Two-Digit Numbers Lesson 3 pgs. 177 – 180 Check My Progress pgs. 183 – 184 Lesson 4 pgs. 185 - 188 Lesson 5 pgs. 191 - 194 Lesson 6 pgs. 197 - 200
Additional Practice	My Homework pages for each lesson; online support	My Homework pages for each lesson; online support	My Homework pages for each lesson; online support	My Homework pages for each lesson; online support
Assessments				
<u>Science</u> Harcourt Science Content Support Workbook (SCS) Assessment Guide (AG)	Ready, Set Science! L3 Using Graphs pgs. 24 - 35 SCS pgs. 15 – 20 AG L3 quiz pg. 8	Ready, Set Science! L4 Scientists pgs. 36 - 45 SCS pgs. 21 - 24 AG L4 quiz pg. 10 Unit Assessment pgs. 12 - 15	Ready, Set Science! Wrap-Up and Review Pgs. 46 – 49 AG Unit Supplementary Materials pgs. 16 - 21	
<u>Social Studies</u> Harcourt: Reflections Homework Practice. Book (HPB) Assessment Program (AP) Maps, Charts, Graphs (MCG)	Unit I: Families Long Ago L3 pgs. 36-47 A Family’s History HPB pgs. 5-6	Unit I: Families Long Ago L4 pgs. 48 – 54 Daily Life HPB pg. 7 MCG L4 Parts of a Map & Globe pgs. 8-9	Unit I: Families Long Ago Points of View – Grandma’s Stories, Avila Adobe pgs. 54-59 Write Unit 1 review pgs. 60-64 HPB pgs. 8-9 AP Unit 1 Test pgs. 2 - 4	UNIT II: Land Around Us Introduction pgs. 64 - 75 AP Unit 2 pretest pg. 9
Enrichment/ Supplemental	Visit the Kern County Museum			

NEXT APPOINTMENT:

END OF REPORTING PERIOD 3 (11/3)

Reporting Period 3	October 9	October 16	October 23	October 30
Subject	Week 9	Week 10	Week 11	Week 12
<u>Reading</u> Literacy and Language Teacher Edition (TE) Houghton Mifflin Harcourt Journeys Student Book 2.1	Lesson 8 Floods: Dangerous Water (read aloud) TE page 381 Super Storms (Anchor Text) Pgs. 266-281 Weather Poems Pgs. 286-288	Lesson 9 On Thin Ice (read aloud) TE page 382 How Chipmunk Got His Stripes (Anchor Text) Pgs. 298-319 Why Rabbits Have Short Tails Pgs. 324-326	Lesson 10 Sharks on the Run! (read aloud) TE page 382 Jellies (Anchor Text) Pgs. 336-353 Splash Photography Pgs. 358-360	Lesson 11 Don't Play Cards with a Dog in the Room! (read aloud) TE page 383 Click, Clack, Moo: Cows That Type (Anchor Text) Pgs. 374-393 Talk About Smart Animals! Pgs. 398-400
Reading Minilessons & Word Study Literacy and Language Teacher Edition (TE) Student Book 2.1 Reader's Notebook (RN) 2.1	Main Idea and Details TE Pgs. 200-201 Words with (th, sh, wh, ch) TE Pgs. 70-71 Word Study TE Pgs. 130-131 Grammar: Verb Student Book Pgs. 290-291 RN Pgs. 106-120	Understanding Characters TE Pgs. 202-203 Endings –ed -ing TE Pgs. 72-73 Word Study TE Pgs. 132-133 Grammar: Verbs Student Book: 328-329 RN Pgs. 121-135	Fact and Opinion/ Text and Graphic Features TE Pgs. 204-205 Contractions TE Pgs. 74-75 Word Study TE Pgs. 134-135 Grammar: Verb Tense Student Book Pgs. 362-363 RN Pgs. 136-150	Conclusions/ Text and Graphic Features TE Pgs. 206-207 Endings –s, -es TE Pgs. 76-77 Word Study TE Pgs. 136-137 Grammar: Compound Sentence Student Book Pgs. 402-403 RN Pgs. 151- 169
Writing Literacy and Language Teacher Edition (TE) Writer's Handbook (WH) Student Book 2.1 Zaner- Bloser Handwriting (ZB)	Informational Paragraph TE Pgs. 284-285 WH Pgs. 28-29 Informative Writing Student Book Pgs. 292-293 ZB Pgs. 30-34	Instructions TE Pgs. 286-287 WH Pgs. 30-31 Informative Writing Student Book Pgs. 330-331 ZB Pgs. 35-37	Instructions TE Pgs. 288-289 WH Pgs. 32-33 Informative Writing Student Book Pgs. 364-365 ZB Pgs. 38-39	Persuasive Letter TE Pgs. 290-291 WH Pgs. 34-35 Opinion Writing Student Book Pgs. 404-405 ZB Pgs. 40-41
Guided Reading	 Struggling  On Level  Advanced  ESL Students Below: Levels A-I At: Levels J-M Above: Levels M+			
Keyboarding Freotypinggame.net	Be able to: locate letters above and below "Home Row" keys			

Reporting Period 3	October 9	October 16	October 23	October 30
Subject	Week 9	Week 10	Week 11	Week 12 End of RP 3 (11/3)
Math McGraw-Hill My Math	Chapter 3 – Add Two-Digit Numbers Lesson 7 pgs. 203 -206 Fluency Practice pgs. 209 -210 My Review pgs. 211 - 213 Reflect pg. 214 Chapter 3 Test Performance Task pgs. 129 – 130	Chapter 4 – Subtract Two-Digit Numbers Am I Ready? pgs. 217 - 218 Lesson 1 pgs. 223 - 226 Lesson 2 pgs. 229 - 232 Lesson 3 pgs. 235 - 238 Lesson 4 pgs. 241 – 244	Chapter 4 – Subtract Two-Digit Numbers Check My Progress pgs. 247 - 248 Lesson 5 pgs. 249 - 252 Lesson 6 pgs. 255 - 258 Lesson 7 pgs. 261 - 264 Lesson 8 pgs. 268 - 270	Chapter 4 – Subtract Two-Digit Numbers Lesson 9 pgs. 273 – 276 Fluency Practice pgs. 279 -280 My Review pgs. 281 - 282 Reflect pg. 284 Chapter 4 Test
Additional Practice Assessments	My Homework pages for each lesson; online support	My Homework pages for each lesson; online support	My Homework pages for each lesson; online support	Countdown Week 20 My Homework pages for each lesson; online support
Science Harcourt Science Content Support Workbook (SCS) Assessment Guide (AG)	Unit 1: Describing Motion L1 Position pgs. 50 - 63 SCS pgs. 25 – 32 AG Unit 1 Pretest pgs. 22 – 23 and L1 quiz pg. 24	Unit 1: Describing Motion L2 Describing Motion pgs. 64 - 75 SCS pgs. 33 - 38 AG L2 quiz pg. 26	Unit 1: Describing Motion L3 Moving Things pgs. 76 - 89 SCS pgs. 39 - 42 AG L3 quiz pg. 28	
Social Studies Harcourt: Reflections Homework Practice. Book (HPB) Assessment Program (AP) Maps, Charts, Graphs (MCG)	UNIT II: Land Around Us Lesson 1 pgs. 76 – 81 Kinds of Maps HPB pgs. 10 – 11 MCG L5 Directions pgs. 10 – 11	UNIT II: Land Around Us Lesson 2 pgs. 82-89 Living in CA HPB pgs. 12-13 MCG L6 A Grid pgs. 12-13	UNIT II: Land Around Us Lesson 3 pgs. 90-97 North America Benjamin Banneker pgs. 98-99 HPB pgs. 14-15	UNIT II: Land Around Us Lesson 4 pgs. 100-107 Moving HPB pgs. 16-17 MCG L7 Signs and Symbols pgs. 14 – 15
Enrichment/ Supplemental	Use the Discovery Education website to supplement Science lessons			

NEXT APPOINTMENT:

END OF REPORTING PERIOD 4 (12/1)

Reporting Period 4	November 6 (11/10 Holiday)	November 13	November 20 – November 24	November 27
Subject	Week 13	Week 14	HOLIDAY	Week 15
<p><u>Reading</u> Literacy and Language Teacher Edition (TE)</p> <p>Houghton Mifflin Harcourt Journeys Student Book 2.1</p>	<p>Lesson 12 Music in the Snow (read aloud) TE page 383</p> <p>Ah, Music! (Anchor Text) Pgs. 410-421</p> <p>There’s a Hole at the Bottom of the Sea Pgs. 426-428</p>	<p>Read either <u>Tacky The Penguin</u>, <u>Bartholomew and the Oobleck</u>, or <u>Why Mosquitoes Buzz in People’s Ears</u> and complete literature unit packet.</p> <p>You will choose one of these books in week 14, 21 and 27. Please choose a different book each time.</p>	<p>THANKSGIVING VACATION</p>	<p>Lesson 13 One-Room Schoolhouse (read aloud) TE page 384</p> <p>Schools Around the World (Anchor Text) Pgs. 438-455</p> <p>An American School Pgs. 460-462</p>
<p>Reading Minilessons & Word Study</p> <p>Literacy and Language Teacher Edition (TE)</p> <p>Student Book 2.1</p>	<p>Text and Graphic Features/ Understanding Characters/ TE Pgs. 208-209</p> <p>Words with ai, ay TE Pgs. 78-79</p> <p>Word Study TE Pgs. 138-139</p> <p>Grammar: Compound Sentences Student Book Pgs. 430-431</p>			<p>Main Idea and Details/ Compare and Contrast TE Pgs. 210-211</p> <p>Words with ee, ea TE Pgs. 80-81</p> <p>Word Study TE Pgs. 140-141</p> <p>Grammar: Quotation Marks Student Book Pgs. 464-465</p>
<p>Reader’s Notebook (RN) 2.1</p>	<p>RN Pgs. 170-184</p>			<p>RN Pgs. 185-199</p>
<p><u>Writing</u> Literacy and Language Teacher Edition (TE)</p> <p>Writer’s Handbook (WH)</p> <p>Student Book 2.1</p>	<p>Opinion Paragraph TE Pgs. 292-293 WH Pgs. 36-37</p> <p>Opinion Writing Student Book Pgs. 432-433</p>	<p>Don’t forget to incorporate some of the writing found in the literature unit.</p>		<p>Persuasive Paragraph TE Pgs. 294-295 WH Pgs. 38-39</p> <p>Opinion Writing Student Books Pgs. 466-467</p>
<p>Zaner- Bloser Handwriting (ZB)</p>	<p>ZB Pgs. 42-45</p>			<p>ZB Pgs. 46-49</p>
<p>Guided Reading</p>	<p>● Struggling ▲ On Level ■ Advanced Below: Levels A-I At: Levels J-M Above: Levels M+</p>			<p>◆ ESL Students</p>
<p>Keyboarding Freotypinggame.net</p>	<p>Be able to: locate letters above and below “Home Row” keys quickly.</p>			

Reporting Period 4	November 6 (11/10 Holiday)	November 13	November 20- November 24	November 27
Subject	Week 13	Week 14	HOLIDAY	Week 15 End of RP 4 (12/1)
<u>Math</u> McGraw-Hill My Math Chapter Tests Performance Tasks	Chapter 5 – Place Value to 1,000 Am I Ready? pgs. 287 - 288 Lesson 1 pgs. 295 – 298 Lesson 2 pgs. 301 – 304 Lesson 3 pgs. 307 – 310 Check My Progress pgs. 313 – 314	Chapter 5 – Place Value to 1,000 Lesson 4 pgs. 315 - 318 Lesson 5 pgs. 321 - 324 Lesson 6 pgs. 327 - 330 Lesson 7 pgs. 333 - 336 Chapter 5 Test	THANKSGIVING VACATION	Chapter 6 – Add Three-Digit Numbers Am I Ready? pgs. 345 – 346 Lesson 1 pgs. 351 – 354 Lesson 2 pgs. 357 – 360 Lesson 3 pgs. 363 – 366 Check My Progress pgs. 369 – 370
Additional Practice	Countdown Week 19 My Homework pages for each lesson; Online Support	Countdown Week 18 My Homework pages for each lesson; Online Support		Countdown Week 17 My Homework pages for each lesson; Online Support
<u>Science</u> Harcourt Science Content Support Workbook (SCS) Assessment Guide (AG)	Unit 1: Describing Motion L4 Tools and Machines pgs. 90 - 103 SCS pgs. 43 – 46 AG L4 quiz pg. 30	Unit 1: Describing Motion L5 Gravity pgs. 104 - 113 SCS pgs. 47 - 50 AG L5 quiz pg. 32		Unit 1: Describing Motion L6 Magnets pgs. 114 – 125 SCS pgs. 51 - 54 AG L6 quiz pg. 34
<u>Social Studies</u> Harcourt: Reflections Homework Practice. Book (HPB) Assessment Program (AP) Maps, Charts, Graphs (MCG)	UNIT II: Land Around Us Friends of River, Joshua Tree pgs. 108 – 115, Write Unit 2 review pgs. 116 – 119 HPB pgs. 18 – 19 AP Unit 2 Test pgs. 10 – 12	Unit III: Governing the People Intro. pgs. 121 – 129 L1 A Country of Many People pgs. 130 - 135 AP Pretest Unit 3 pg. 17 MCG L8 Map Symbols pgs. 16 – 17		Unit III: Governing the People L2 Community/State Government pgs. 136–143 HPB pgs. 21 – 22 MCG L9 Keys/Direct. pgs. 18 – 19
Enrichment/ Supplemental	Visit the Ronald Reagan Presidential Library			

NEXT APPOINTMENT:

END OF REPORTING PERIOD 5 (1/5)

Reporting Period 5	December 4	December 11	December 18 (12/22 Holiday)	December 25- January 5
Subject	Week 16	Week 17	Week 18	HOLIDAY
<p><u>Reading</u> Literacy and Language Teacher Edition (TE)</p> <p>Houghton Mifflin Harcourt Journeys Student Book 2.1</p>	<p>Lesson 14 Whale of a Lesson (read aloud) TE page 384</p> <p>Helen Keller (Anchor Text) Pgs. 472-489</p> <p>Talking Tools Pgs. 494-496</p>	<p>Lesson 15 Adventures at Scout Camp (read aloud) TE page 385</p> <p>Officer Buckle and Gloria (Anchor Text) Pgs. 506-529</p> <p>Safety at Home Pgs. 534-536</p>	<p>Lesson 16 A Better Way to Save (read aloud) TE page 385</p> <p>Mr. Tanen’s Tie Trouble (Anchor Text) Pgs. 14-35</p> <p>The Jefferson Daily News Pgs. 40-42</p>	<p>CHRISTMAS VACATION</p>
<p>Reading Minilessons & Word Study</p> <p>Literacy and Language Teacher Edition (TE)</p> <p>Student Book 2.1 Student Book 2.2</p> <p>Reader’s Notebook (RN) 2.1 Reader’s Notebook (RN) 2.2</p>	<p>Author’s Purpose/ Main Idea and Details/ Text and Graphic Features TE Pgs. 212-213</p> <p>Long o (o, oa, ow) TE Pgs. 82-83</p> <p>Word Study TE Pgs. 142-143</p> <p>Grammar: Proper Nouns Student Book Pgs. 498-499</p> <p>RN Pgs. 200-214</p>	<p>Cause and Effect TE Pgs. 214-215</p> <p>Compound Words TE Pgs. 84-85</p> <p>Word Study TE Pgs. 144-145</p> <p>Grammar: Abbreviations Student Book Pgs. 538-539</p> <p>RN Pgs. 215-229</p>	<p>Story Structure TE Pgs. 216-217</p> <p>Endings –ed, -ing TE Pgs. 86-87</p> <p>Word Study TE Pgs. 146-147</p> <p>Grammar: Pronoun Student Book Pgs. 44-45</p> <p>RN Pgs. 1-15</p>	
<p><u>Writing</u> Literacy and Language Teacher Edition (TE)</p> <p>Writer’s Handbook (WH)</p> <p>Student Book 2.1 Student Book 2.2</p> <p>Zaner- Bloser Handwriting (ZB)</p>	<p>Persuasive Essay TE Pgs. 296-297 WH Pgs. 40-41</p> <p>Opinion Writing Student Book Pgs. 500-501</p> <p>ZB Pgs. 50-54</p>	<p>Persuasive Essay TE Pgs. 298-299 WH Pgs. 42-43</p> <p>Opinion Writing Student Book Pgs. 540-541</p> <p>ZB Pgs. 55-57</p>	<p>Fictional Narrative Paragraph TE Pgs. 300-301 WH Pgs. 44-45</p> <p>Narrative Writing Student Book Pgs. 46-47</p> <p>ZB Pgs. 58-60</p>	
Guided Reading	<p>● Struggling ▲ On Level ■ Advanced ◆ ESL Students</p> <p>Below: Levels A-I At: Levels J-M Above: Levels M+</p>			
Keyboarding Freetypinggame.net	Be able to: locate keys, use correct finger positions; press the spacebar once between words			

Reporting Period 5	December 4	December 11	December 18 (12/22 Holiday)	December 25 – January 5
Subject	Week 16	Week 17	Week 18	HOLIDAY End of RP 5 (1/5)
<u>Math</u> McGraw-Hill My Math Chapter Tests Performance Tasks	Chapter 6 – Add Three-Digit Numbers Lesson 4 pgs. 371 - 374 Lesson 5 pgs. 377 - 380 Lesson 6 pgs. 383 - 386	Chapter 6 – Add Three-Digit Numbers Lesson 7 pgs. 389 – 392 Lesson 8 pgs. 395 – 398	Chapter 6 – Add Three-Digit Numbers My Review pgs. 401 - 403 Reflect pg. 404 Chapter 6 Test Performance Task pgs. 135 – 136	CHRISTMAS VACATION
Additional Practice Assessments	Countdown Week 16 My Homework pages for each lesson; online support	Countdown Week 15 My Homework pages for each lesson; online support	Countdown Week 14 My Homework pages for each lesson; online support	
<u>Science</u> Harcourt Science Content Support Workbook (SCS) Assessment Guide (AG)	Unit 1: Describing Motion L7 Sound pgs. 126 – 139 SCS pgs. 55 – 58 AG L7 quiz pg. 36	Unit 1: Describing Motion Unit Wrap-Up and Review AG pgs. 38 – 41 Unit I Assessment and pgs. 42 – 45 Supplementary Materials for Unit I	Safety in Science – pg. R26 SCS pgs. 109 – 168. Make these vocabulary cards and use them throughout the rest of the year	
<u>Social Studies</u> Harcourt: Reflections Homework Practice. Book (HPB) Assessment Program (AP) Maps, Charts, Graphs (MCG)	Unit III: Governing the People Lesson 3 Our National Government pgs. 144-152 HPB pgs. 23-24 MCG L10 Scale/Dist. pgs. 20 – 21	Unit III: Governing the People Lesson 4 World Neighbors pgs. 152-157 Lesson 5 Work Together pgs. 158-165 HPB pgs. 25-27 AP Unit III test pgs. 18 - 22 and Units I – III Summative Test pgs. 25 – 28		
Enrichment/ Supplemental	Use the Discovery Education website to learn more about our government			

NEXT APPOINTMENT:

END OF REPORTING PERIOD 6 (2/2)

Reporting Period 6	January 8	January 15 (1/15 Holiday)	January 22	January 29
Subject	Week 19	Week 20	Week 21	Week 22
<p><u>Reading</u> Literacy and Language Teacher Edition (TE)</p> <p>Houghton Mifflin Harcourt Journeys Student Book 2.2</p>	<p>Lesson 17 The Crowd Roared (read aloud) TE page 386</p> <p>Luke Goes to Bat (Anchor Text) Pgs. 52-73</p> <p>Jackie Robinson Pgs. 78-80</p>	<p>Lesson 18 Doctor Salk's Treasure (read aloud) TE page 386</p> <p>My Name is Gabriela (Anchor Text) Pgs. 90-109</p> <p>Poems About Reading and Writing Pgs. 114-116</p>	<p>Read either <u>Tacky The Penguin</u>, <u>Bartholomew and the Oobleck</u>, or <u>Why Mosquitoes Buzz in People's Ears</u> and complete literature unit packet.</p> <p>You will choose one of these books in week 14, 21 and 27. Please choose a different book each time.</p>	<p>Lesson 19 Wild Friends, Wow! (read aloud) TE page 387</p> <p>The Signmaker's Assistant (Anchor Text) Pgs. 126-149</p> <p>The Trouble with Signs Pgs. 154-156</p>
<p>Reading Minilessons & Word Study</p> <p>Literacy and Language Teacher Edition (TE)</p> <p>Student Book 2.2</p> <p>Reader's Notebook (RN) 2.2</p>	<p>Understanding Characters/ Sequence of Events TE Pgs. 218-219</p> <p>Long I (l, igh, y) TE Pgs. 88-89</p> <p>Word Study TE Pgs. 148-149</p> <p>Grammar: Pronouns Student Book Pgs. 82-83</p> <p>RN Pgs. 16-30</p>	<p>Understanding Characters/ Cause and Effect TE Pgs. 220-221</p> <p>Long e spelled y TE Pgs. 90-91</p> <p>Word Study TE Pgs. 150-151</p> <p>Grammar: The Verb be Student Book Pgs. 118-119</p> <p>RN Pgs. 31-45</p>	<p>Text and Graphic Features/ TE Pgs. 222-223</p> <p>Words with ar TE Pgs. 92-93</p> <p>Word Study TE Pgs. 152-153</p> <p>Grammar: Commas Student Book Pgs. 158-159</p> <p>RN Pgs. 46-60</p>	
<p><u>Writing</u> Literacy and Language Teacher Edition (TE)</p> <p>Writer's Handbook (WH)</p> <p>Student Book 2.2</p> <p>Zaner- Bloser Handwriting (ZB)</p>	<p>Fictional Narrative Paragraph TE Pgs. 302-303 WH Pgs. 46-47</p> <p>Narrative Writing Student Book Pgs. 84-85</p> <p>ZB Pgs. 61-63</p>	<p>Descriptive Paragraph TE Pgs. 304-305 WH Pgs. 48-49</p> <p>Narrative Writing Student Book Pgs. 120-121</p> <p>ZB Pgs. 64-65</p>	<p>Don't forget to incorporate some of the writing from the literature unit.</p>	<p>Fictional Story TE Pgs. 306-307 WH Pgs. 50-51</p> <p>Narrative Writing Student Book Pgs. 160-161</p> <p>ZB Pgs. 66-67</p>
Guided Reading	<p>● Struggling ▲ On Level ■ Advanced ◆ ESL Students</p> <p>Below: Levels A-I At: Levels J-M Above: Levels M+</p>			
Keyboarding Freotypinggame.net	Be able to: type a sentence and put one space between words; use the "delete" or "backspace" key to erase letters or words			

Reporting Period 6	January 8	January 15 (1/15 Holiday)	January 22	January 29
Subject	Week 19	Week 20	Week 21	Week 22 End of RP 6 (2/2)
Math McGraw-Hill My Math Chapter Tests Performance Tasks	Chapter 7 – Subtract Three-Digit Numbers Am I Ready? Pgs. 407 Lesson 1 pgs. 413 - 416 Lesson 2 pgs. 419 - 422 Lesson 3 pgs. 425 - 428	Chapter 7 – Subtract Three-Digit Numbers Lesson 4 pgs. 433 - 436 Lesson 5 pgs. 439 – 442 Lesson 6 pgs. 445 - 448	Chapter 7 – Subtract Three-Digit Numbers Lesson 7 pgs. 451 - 454 Lesson 8 pgs. 457 - 460 Lesson 9 pgs. 463 – 466	Chapter 7 – Subtract Three-Digit Numbers My Review pgs. 469 – 471 Reflect pg. 472 Chapter 7 Test Performance Task pgs. 137-138
Additional Practice Assessments	Countdown Week 13 My Homework pages for each lesson; online support	Countdown Week 12 My Homework pages for each lesson; online support	Countdown Week 11 My Homework pages for each lesson; online support	Countdown Week 10 My Homework pages for each lesson; online support
<u>Science</u> Harcourt Science Content Support Workbook (SCS) Assessment Guide (AG)	Unit II: Life Cycle L1 Animal Life Cycles pgs.146-163 SCS pgs. 59 – 62 AG Unit II Pretest pgs. 48 – 50 and L1 quiz pg. 50		Unit II: Life Cycle L2 Animal Parents pgs. 164-177 SCS pgs. 63 – 66 AG L2 quiz pg. 52	
<u>Social Studies</u> Harcourt: Reflections Homework Practice. Book (HPB) Assessment Program (AP) Maps, Charts, Graphs (MCG)	Unit IV: Using Our Resources Intro. Pgs. 177-187 HPB pgs. 28 - 29 AP Pretest Unit 4 pg. 29	Unit IV: Using Our Resources Lesson 1 Land and Water Resources pgs. 188-193 Lesson 2 Getting Food pgs. 194-201 HPB pgs. 30-31	Unit IV: Using Our Resources Lesson 3 Farming Today pgs. 202-211 HPB pgs. 32-33	Unit IV: Using Our Resources Lesson 4 From Farm to Table pgs. 212-219 HPB pgs. 34-35
Enrichment/ Supplemental	Visit CALM, a butterfly grove, or Windwolves Preserve			

NEXT APPOINTMENT:

END OF REPORTING PERIOD 7 (3/2)

Reporting Period 7	February 5	February 12 (2/12 Holiday)	February 19 (2/19 Holiday)	February 26
Subject	Week 23	Week 24	Week 25	Week 26
<p><u>Reading</u> Literacy and Language Teacher Edition (TE)</p> <p>Houghton Mifflin Harcourt Journeys Student Book 2.2</p>	<p>Lesson 20 Ordinary Heroes (read aloud) TE page 387</p> <p>Dex: The Heart of a Hero (Anchor Text) Pgs. 166-189</p> <p>Heroes Then and Now Pgs. 194-196</p>	<p>Lesson 21 From Duckling to Duck (read aloud) TE page 388</p> <p>Penguin Chick (Anchor Text) Pgs. 210-227</p> <p>Emperor Penguins Pgs. 232-234</p>	<p>Lesson 22 The Middle Seat (read aloud) TE page 388</p> <p>Gloria Who Might Be My Best Friend (Anchor Text) Pgs. 244-261</p> <p>How to Make a Kite Pgs. 266-268</p>	<p>Lesson 23 Nothing But a Quilt (read aloud) TE page 389</p> <p>The Goat in the Rug (Anchor Text) Pgs. 278-297</p> <p>Basket Weaving Pgs. 302-304</p>
<p>Reading Minilessons & Word Study</p> <p>Literacy and Language Teacher Edition (TE)</p> <p>Student Book 2.2</p> <p>Reader's Notebook (RN) 2.2</p>	<p>Compare and Contrast TE Pgs. 224-225</p> <p>Words with or, ore TE Pgs. 94-95</p> <p>Word Study TE Pgs. 154-155</p> <p>Grammar: Commas Student Book Pgs. 198-199</p> <p>RN Pgs. 61-75</p>	<p>Main Idea and Details TE Pgs. 226-227</p> <p>Words with er TE pgs. 96-97</p> <p>Word Study TE Pgs. 156-157</p> <p>Grammar: Adjectives Student Book Pgs. 236-237</p> <p>RN Pgs. 82-96</p>	<p>Understanding Characters TE Pgs. 228-229</p> <p>Homophones TE Pgs. 98-99</p> <p>Word Study TE Pgs. 158-159</p> <p>Grammar: Adjectives Student Book Pgs. 270-271</p> <p>RN Pgs. 97-111</p>	<p>Conclusions/ Text and Graphic Features TE Pgs. 230-231</p> <p>Suffixes -ly, -ful TE Pgs. 100-101</p> <p>Word Study TE Pgs. 160-161</p> <p>Grammar: Irregular Verbs Student Book Pgs. 306-307</p> <p>RN Pgs. 112-126</p>
<p><u>Writing</u> Literacy and Language Teacher Edition (TE)</p> <p>Writer's Handbook (WH)</p> <p>Student Book 2.2</p> <p>Zaner- Bloser Handwriting (ZB)</p>	<p>Fictional Story TE Pgs. 308-309 WH Pgs. 52-53</p> <p>Narrative Writing Student Book Pgs. 200-201</p> <p>ZB Pgs. 68-69</p>	<p>Problem-Solution Paragraph TE Pgs. 310-311 WH Pgs. 54-55</p> <p>Informative Writing Student Book Pgs. 238-239</p> <p>ZB Pgs. 70-73</p>	<p>Compare-Contrast Paragraph TE Pgs. 312-313 WH Pgs. 56-57</p> <p>Informative Writing Student Book Pgs. 272-273</p> <p>ZB Pgs. 74-77</p>	<p>Informational Paragraph TE Pgs. 314-315 WH Pgs. 58-59</p> <p>Informative Writing Student Book Pgs. 308-309</p> <p>ZB Pgs. 78-79</p>
Guided Reading	<p>● Struggling ▲ On Level ■ Advanced ◆ ESL Students</p> <p>Below: Levels A-I At: Levels J-M Above: Levels M+</p>			
Keyboarding Freotypinggame.net	Be able to: type lists of words using the "return" key after each word.			

Reporting Period 7	February 5	February 12 (2/12 Holiday)	February 19 (2/19 Holiday)	February 26
Subject	Week 23	Week 24	Week 25	Week 26 End of RP 7 (3/2)
Math McGraw-Hill My Math Chapter Tests Performance Tasks	Chapter 8 – Pennies, Nickels, and Dimes Am I Ready? pgs. 475 – 476 Lesson 1 pgs. 483 – 486 Lesson 2 pgs. 489 – 492 Lesson 3 pgs. 495 – 498 Chapter Tests Performance Tasks	Chapter 8 – Pennies, Nickels, and Dimes Check My Progress pgs. 501 – 502 Lesson 4 pgs. 503 – 506 Lesson 5 pgs. 509 – 512 My Review pgs. 515 – 517 Reflect pg. 518 Chapter 8 Test pgs. 95 – 100 Performance Task pgs. 139 - 140	Chapter 9 – Data Analysis Am I Ready? pgs. 521- 522 Lesson 1 pgs. 529 – 532 Lesson 2 pgs. 535 – 538 Lesson 3 pgs. 541 – 544	Chapter 9 – Data Analysis Check My Progress pgs. 547 - 548 Lesson 4 pgs. 549 - 55 Lesson 5 pgs. 555 - 558 Lesson 6 pgs. 561 – 564
Additional Practice	Countdown Week 9	Countdown Week 8	Countdown Week 7	Countdown Week 6
Assessments	My Homework pages for each lesson; online support	My Homework pages for each lesson; online support	My Homework pages for each lesson; online support	My Homework pages for each lesson; online support
<u>Science</u> Harcourt Science Content Support Workbook (SCS) Assessment Guide (AG)	Unit II: Life Cycle L3 Plant Life Cycles pgs. 178-191 SCS pgs. 67 – 70 AG L3 quiz pg. 54	Unit II: Life Cycle L4 Plant Parents pgs. 192-205 SCS pgs. 71 – 74 AG L4 quiz pg. 56	Unit II: Life Cycle L5 Plant Growth pgs. 206-217 SCS pgs. 75 – 78 AG L5 quiz pg. 58	Unit II: Life Cycle Unit Wrap-Up and Review pgs. 218 – 221 AG Unit II Assessment pgs. 60 – 63
<u>Social Studies</u> Harcourt: Reflections Homework Practice. Book (HPB) Assessment Program (AP) Maps, Charts, Graphs (MCG)	Unit IV: Using Our Resources Huerta, Appleseed, Abalone Farm pgs. 220-227 Unit 4 review pgs. 228-231 HPB pg. 36 AP Unit 4 Test pgs. 30 – 32 MCG L13 Solve Problem pgs. 26 – 27	Unit V: People In the Marketplace Intro. pgs. 233-245 AP Pretest Unit 5 pg. 37	Unit V: People In the Marketplace Lesson 1 Producers and Consumers pgs. 246-255 HPB pgs. 38-39	Unit V: People In the Marketplace Lesson 2 Work and Income pgs. 256-267 HPB pgs. 40-41
Enrichment/ Supplemental	Research and plan for a family garden			

NEXT APPOINTMENT:

END OF REPORTING PERIOD 8 (4/6)

Reporting Period 8	March 5	March 12	March 19	March 26-30	April 2 (4/2 Holiday)
Subject	Week 27	Week 28	Week 29	HOLIDAY	Week 30
<p><u>Reading</u> Literacy and Language Teacher Edition (TE)</p> <p>Houghton Mifflin Harcourt Journeys Student Book 2.2</p>	<p>Read either <u>Tacky The Penguin</u>, <u>Bartholomew and the Oobleck</u>, or <u>Why Mosquitoes Buzz in People's Ears</u> and complete literature unit packet.</p> <p>You will choose one of these books in week 14, 21 and 27. Please choose a different book each time.</p>	<p>Lesson 24 Tiger in the Water: A Folktale from Malaysia (read aloud) TE page 389</p> <p>Half-Chicken (Anchor Text) Pgs. 314-331</p> <p>The Lion and the Mouse Pgs. 336-338</p>	<p>Lesson 25 Johnny Appleseed and His Apples (read aloud) TE page 390</p> <p>From Seed to Plant (Anchor Text) Pgs. 348-363</p> <p>Super Soil Pgs. 368-370</p>	SPRING VACATION	<p>Lesson 26 Diego's Surprise (read aloud) TE page 390</p> <p>The Mysterious Tadpole (Anchor Text) Pgs. 384-405</p> <p>From Eggs to Frogs Pgs. 410-412</p>
<p>Reading Minilessons & Word Study</p> <p>Literacy and Language Teacher Edition (TE)</p> <p>Student Book 2.2</p> <p>Reader's Notebook (RN) 2.2</p>		<p>Cause and Effect TE Pgs. 232-233</p> <p>Prefixes re-, un- TE Pgs. 102-103</p> <p>Word Study TE Pgs. 162-163</p> <p>Grammar: Action Verbs Student Book Pgs. 340-341</p> <p>RN Pgs. 127-141</p>	<p>Text and Graphic Features TE Pgs. 234-235</p> <p>Words with aw, al, o TE Pgs. 104-105</p> <p>Word Study TE Pgs. 164-165</p> <p>Grammar: Action Verbs Student Book Pgs. 372-373</p> <p>RN Pgs. 142-156</p>		<p>Story Structure TE Pgs. 236-237</p> <p>Words with oo (ew, oo, ou) TE Pgs. 106-107</p> <p>Word Study TE Pgs. 166-167</p> <p>Grammar: Contraction Student Book Pgs. 414-415</p> <p>RN Pgs. 157-171</p>
<p><u>Writing</u> Literacy and Language Teacher Edition (TE)</p> <p>Writer's Handbook (WH)</p> <p>Student Book 2.2</p> <p>Zaner- Bloser Handwriting (ZB)</p>	<p>Don't forget to incorporate some of the writing from the Literature Unit.</p>	<p>Research Report TE Pgs. 316-317 WH Pgs. 60-61</p> <p>Informative Writing Student Book Pgs. 342-343</p> <p>ZB Pgs. 80-83</p>	<p>Research Report TE Pgs. 318-319 WH Pgs. 62-63</p> <p>Informative Writing Student Book pgs. 374-375</p> <p>ZB Pgs. 84-85</p>		<p>Response Poem TE Pgs. 320-321 WH Pgs. 64-65</p> <p>Opinion Writing Student Book Pgs. 416-417</p> <p>ZB Pgs. 86-89</p>
Guided Reading	<p>● Struggling Below: Levels A-I</p>	<p>▲ On Level At: Levels J-M</p>	<p>■ Advanced Above: Levels M+</p>		◆ ESL Students
Keyboarding Freotypinggame.net	Be able to: use right or left pinkie finger to hold the "shift" key and make a capital letter				Practice twice a week for 15 minutes.

Reporting Period 8	March 5	March 12	March 19	March 26-30	April 2 (4/2 Holiday)
Subject	Week 27	Week 28	Week 29	HOLIDAY	Week 30 End of RP 8 (4/6)
Math McGraw-Hill My Math Chapter Tests Performance Tasks	Chapter 9 – Data Analysis Lesson 7 pgs. 567 - 570 Lesson 8 pgs. 573 - 576 My Review pgs. 579-581 Reflect pg. 582 Chapter 9 Test Performance Task pgs. 141 – 142	Chapter 10 – Time Am I Ready? pgs. 585 –586 Lesson 1 pgs. 593 - 596 Lesson 2 pgs. 599 – 602 Lesson 3 pgs. 605 - 608 Check My Progress pgs. 611 - 612	Chapter 10 – Time Lesson 4 pgs. 613 - 616 Lesson 5 pgs. 619 - 622 Lesson 6 pgs. 625 - 628 My Review pgs. 631 -634 Reflect pg. 635 Chapter 10 Test	SPRING VACATION	Chapter 11 – Customary and Metric Lengths Am I Ready pgs. 637 - 638 Lesson 1 pgs. 645 - 648 Lesson 2 pgs. 651 – 654
Additional Practice Assessments	Countdown Week 5 My Homework pages for each lesson; online support	Countdown Week 4 My Homework pages for each lesson; online support	Countdown Week 3 My Homework pages for each lesson; online support		Countdown Week 2 My Homework pages for each lesson; online support
<u>Science</u> Harcourt Science Content Support Workbook (SCS) Assessment Guide (AG)	Unit II: Life Cycle Continue Wrap-Up and Review AG Unit II Supplementary Materials pgs. 64 – 67; Summative Assessment pgs. 90 – 93	Unit III: Earth Materials L1 Rocks and Minerals pgs. 222-237 SCS pgs. 79 – 84 AG L1 quiz pg. 72			Unit III: Earth Materials L2 Weathering pgs. 238-249 SCS pgs. 85 – 88 AG L2 quiz pg. 74
<u>Social Studies</u> Harcourt: Reflections Homework Practice. Book (HPB) Assessment Program (AP) Maps, Charts, Graphs (MCG)	Unit V: People In the Marketplace Lesson 3 How Much/Many? pgs. 268-275 HPB pgs. 42-43	Unit V: People In the Marketplace Lesson 4 Trading pgs. 276-279 HPB pg. 44 MCG L14 Directions pgs. 28-29			Unit V: People In the Marketplace All Work Together, Port of Oakland pgs. 280-283 Unit 5 review pgs. 284-287 HPB pgs. 45-46 AP Unit 5 Test pgs. 38 – 40 MCG L15 Real Places pgs. 30-31
Enrichment/ Supplemental	Visit the Buena Vista Museum				

NEXT APPOINTMENT:

END OF REPORTING PERIOD 9 (5/4)

Reporting Period 9	April 9	April 16	April 23	April 30
Subject	Week 31	Week 32	Week 33	Week 34
<p><u>Reading</u> Literacy and Language Teacher Edition (TE)</p> <p>Houghton Mifflin Harcourt Journeys Student Book 2.2</p>	<p>Lesson 27 Epperson's Icicle (read aloud) TE page 391</p> <p>The Dog That Dug for Dinosaurs (Anchor Text) Pgs. 422-439</p> <p>La Brea Tar Pits Pgs. 444-446</p>	<p>Choose either <u>Rapunzel</u>, <u>Lon Po Po</u>, or <u>Mufaro's Beautiful Daughters</u> to read and complete literature unit packet.</p>	<p>Lesson 28 Cinderella Stories (read aloud) TE page 391</p> <p>Yeh-Shen (Anchor Text) Pgs. 456-465</p> <p>Cinderella Pgs. 470-476</p>	<p>Lesson 29 A Lesson in Happiness (read aloud) TE page 392</p> <p>Two of Everything (Anchor Text) Pgs. 486-503</p> <p>Stone Soup 508-510</p>
<p>Reading Minilessons & Word Study</p> <p>Literacy and Language Teacher Edition (TE)</p> <p>Student Book 2.2</p> <p>Reader's Notebook (RN) 2.2</p>	<p>Fact and Opinion/ Text and Graphic Features TE Pgs. 238-239</p> <p>Words with oo TE Pgs. 108-109</p> <p>Word Study TE Pgs. 168-169</p> <p>Grammar: Adverb Student Book Pgs. 448-449</p> <p>RN Pgs. 172-186</p>		<p>Sequence of Events/ Compare and Contrast TE Pgs. 240-241</p> <p>Words with ow, ou TE Pgs. 110-111</p> <p>Word Study TE Pgs. 170-171</p> <p>Grammar: Possessive Nouns Student Book Pgs. 478-479</p> <p>RN Pgs. 187-201</p>	<p>Understanding Characters TE Pgs. 242-243</p> <p>Words with ai, ay, igh, y TE Pgs. 112-113</p> <p>Word Study TE Pgs. 172-173</p> <p>Grammar: Possessive Pronouns Student Book pgs. 512-513</p> <p>RN Pgs. 202-216</p>
<p><u>Writing</u> Literacy and Language Teacher Edition (TE)</p> <p>Writer's Handbook (WH)</p> <p>Student Book 2.2</p> <p>Zaner- Bloser Handwriting (ZB)</p>	<p>Opinion Paragraph TE Pgs. 322-323 WH Pgs. 66-67</p> <p>Opinion Writing Student Book Pgs. 450-451</p> <p>ZB Pgs. 90-93</p>	<p>Don't forget to incorporate some of the writing from the literature unit.</p> <p>ZB Pgs. 94-97</p>	<p>Story Response Paragraph TE Pgs. 324-325 WH Pgs. 68-69</p> <p>Opinion Writing Student Book Pgs. 480-481</p> <p>ZB Pgs. 98-100</p>	<p>Response Essay TE Pgs. 326-327 WH Pgs. 70-71</p> <p>Opinion Writing Student Book Pgs. 482-483</p> <p>Pgs. 101-104</p>
Guided Reading	<p>● Struggling ▲ On Level ■ Advanced ◆ ESL Students Below: Levels A-I At: Levels J-M Above: Levels M+</p>			
Keyboarding Freetypinggame.net	Be able to: type lists of words and a sentence. Practice two to three times a week for 15 minutes.			

Reporting Period 9	April 9	April 16	April 23	April 30
Subject	Week 31	Week 32	Week 33	Week 34 End of RP 9 (5/4)
<u>Math</u> McGraw-Hill My Math Chapter Tests Performance Tasks	Chapter 11 – Customary and Metric Lengths Lesson 2 pgs. 651 - 65 Lesson 3 pgs. 657 - 660 Check My Progress pgs. 663 - 664	Chapter 11 – Customary and Metric Lengths Lesson 4 pgs. 665 - 668 Lesson 5 pgs. 671 - 674 Lesson 6 pgs. 677 - 680 Check My Progress pgs. 683 - 684	Chapter 11 – Customary and Metric Lengths Lesson 7 pgs. 685 - 688 Lesson 8 pgs. 691 - 694 Lesson 9 pgs. 697 – 700 Lesson 10 pgs. 703 - 706	Chapter 11 – Customary and Metric Lengths Lesson 11 pgs. 709 - 712 Lesson 12 pgs. 715 - 718 My Review pgs. 721 – 723 Reflect pg. 724 Chapter 11 Performance Task pgs. 143 - 144
Additional Practice Assessments	Countdown Week 1 My Homework pages for each lesson; online support	My Homework pages for each lesson; online support	My Homework pages for each lesson; online support	My Homework pages for each lesson; online support
<u>Science</u> Harcourt Science Content Support Workbook (SCS) Assessment Guide (AG)	Unit III: Earth Materials L3 Soils pgs. 250-263 SCS pgs. 89 – 92 AG L3 quiz pg. 76	Unit III: Earth Materials L4 Fossils pgs. 264-277 SCS pgs. 93 – 98 AG L4 quiz pg. 78	Unit III: Earth Materials L5 Natural Resources pgs. 278-289 SCS pgs. 99 – 104 AG L5 quiz pg. 80	
<u>Social Studies</u> Harcourt: Reflections Homework Practice. Book (HPB) Assessment Program (AP) Maps, Charts, Graphs (MCG)	Unit VI: People Make a Difference Introduction pgs. 289-297 AP Unit 6 pretest pgs. 45 MCG L16 Real Places Near Me pgs. 32 – 33	Unit VI: People Make a Difference Lesson 1 Discovery and Invention pgs. 298-307 HPB pgs. 47-48 MCG L17 Special Maps pgs. 34-35	Unit VI: People Make a Difference Lesson 2 Character/Courage pgs. 308-313 HPB pgs. 49-50 MCG L18 Pictographs pgs. 36-37	
Enrichment/ Supplemental	Visit Sharktooth Hill or the La Brea Tar Pits			

NEXT APPOINTMENT:

END OF REPORTING PERIOD 10 (5/31)

Reporting Period 10	May 7	May 14	May 21	May 28 (5/28 Holiday)
Subject	Week 35	Week 36	Week 37	Week 38
<p><u>Reading</u> Literacy and Language Teacher Edition (TE)</p> <p>Houghton Mifflin Harcourt Journeys Student Book 2.2</p>	<p>Lesson 30 Steve Jobs: Inventor (read aloud) TE page 392</p> <p>Now & Ben (Anchor Text) Pgs. 520-539</p> <p>A Model Citizen Pgs. 544-546</p>	<p>Choose either <u>Rapunzel</u>, <u>Lon Po Po</u>, or <u>Mufaro's Beautiful Daughters</u> to read and complete literature unit packet.</p>	<p>Read <u>Exploring Space Travel</u> this story is found on the online student resources under "trade books"</p> <p>RN Pgs. 232-237</p>	
<p>Reading Minilessons & Word Study</p> <p>Literacy and Language Teacher Edition (TE)</p> <p>Student Book 2.2</p> <p>Reader's Notebook (RN) 2.2</p>	<p>Compare and Contrast/ Main Idea and Details TE Pgs. 244-245</p> <p>Words with oa, ow, ee, ea TE Pgs. 114-115</p> <p>Word Study 174-175</p> <p>Grammar: Choosing between Adj. and Adv. Student Book Pgs. 548-549</p> <p>RN Pgs. 217-231</p>			
<p>Writing Literacy and Language Teacher Edition (TE)</p> <p>Writer's Handbook (WH)</p> <p>Student Book 2.2</p> <p>Zaner- Bloser Handwriting (ZB)</p>	<p>Response Essay TE Pgs. 328-329 WH Pgs. 72-73</p> <p>Opinion Writing Student Book Pgs. 550-551</p> <p>ZB Pgs. 105-106</p>	<p>Don't forget to incorporate writing from the literature unit.</p> <p>ZB Pgs. 107-108</p>	<p>ZB Pgs. 109-110</p>	
Guided Reading	<p>● Struggling ▲ On Level ■ Advanced ◆ ESL Students Below: Levels A-I At: Levels J-M Above: Levels M+</p>			
Keyboarding Freetypinggame.net	Be able to: type a sentence or two. Practice three times a week for 15 minutes.			

Reporting Period 10	May 7	May 14	May 21	May 28 (5/28 Holiday)
Subject	Week 35	Week 36	Week 37	Week 38 End of RP 10 (5/31)
Math McGraw-Hill My Math Chapter Tests Performance Tasks	Chapter 12 – Geometric Shapes and Equal Shares Am I Ready? pgs. 727 - 728 Lesson 1 pgs. 739 - 742 Lesson 2 pgs. 745 – 748 Lesson 3 pgs. 751 – 754 Check My Progress pgs. 757 - 758	Chapter 12 – Geometric Shapes and Equal Shares Lesson 4 pgs. 759 - 762 Lesson 5 pgs. 765 - 768 Lesson 6 pgs. 771 – 774	Chapter 12 – Geometric Shapes and Equal Shares Lesson 7 pgs. 777 - 780 Lesson 8 pgs. 783 - 78	Chapter 12 – Geometric Shapes and Equal Shares My Review pgs. 789 - 791 Reflect pg. 792 Chapter 12 Test Performance Task pgs. 147 - 148
Additional Practice	My Homework pages for each lesson; online support	My Homework pages for each lesson; online support	My Homework pages for each lesson; online support	My Homework pages for each lesson; online support
Assessments				
<u>Science</u> Harcourt Science Content Support Workbook (SCS) Assessment Guide (AG)	Unit III: Earth Materials Unit III Wrap-Up and Review pgs. 290 – 292 and 294 AG Unit III Assessment pgs. 82 – 85	Unit III: Earth Materials Rock and Mineral Collection pg. 293 unit writing activity and project AG Summative Assessment pgs. 94 - 97	Unit III: Earth Materials Mathematics in Science pgs. R20 – R25 AG Unit III Supplementary Materials Pgs. 86 - 89	
<u>Social Studies</u> Harcourt: Reflections Homework Practice. Book (HPB) Assessment Program (AP) Maps, Charts, Graphs (MCG)	Unit VI: People Make a Difference Lesson 3 Caring/Compassion pgs. 314-321 HPB pg. 51 MCG L19 Tallygram pgs. 38-39	Unit VI: People Make a Difference Lesson 4 Exploring New Worlds pgs. 322-325 HPB pg. 52 MCG L20-21 Bar Graphs and Charts pgs. 40-43	Unit VI: People Make a Difference Someday, Mt. Rushmore pgs. 326-331 Unit 6 review pgs. 332-335 HPB pgs. 53-54 AP Unit 6 test pgs. 46 – 48 and Cumulative test 4-6 pgs. 53 – 58	
Enrichment/ Supplemental	Complete a community service project			

