

# Kindergarten

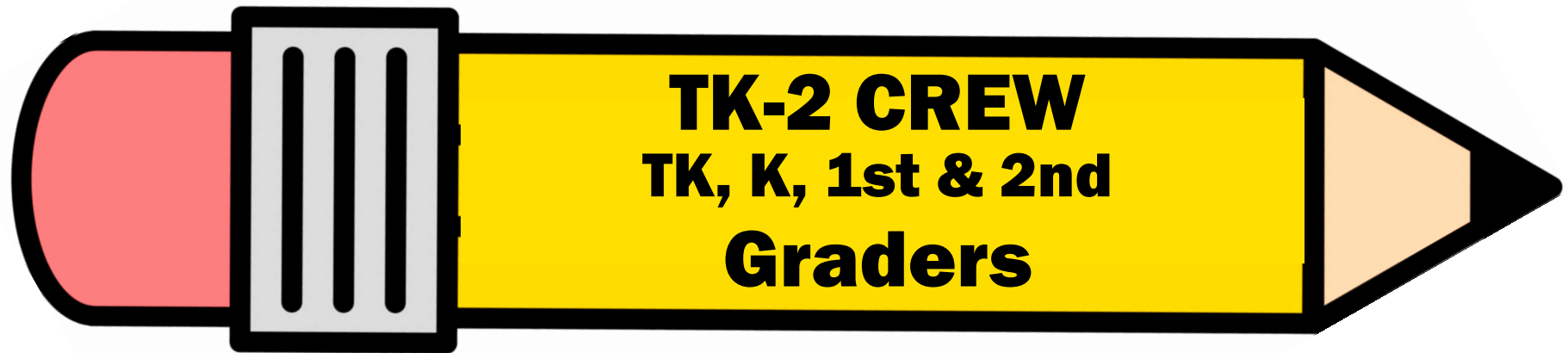
## Grid

a b c

1 2 3







Mrs. Clough  
[caclough@kern.org](mailto:caclough@kern.org)

661-852-6715

Mrs. Culbertson  
[stculbertson@kern.org](mailto:stculbertson@kern.org)

661-852-6718

Mrs. Napier  
[ronapier@kern.org](mailto:ronapier@kern.org)

661-852-6705

Mrs. Eknoian  
[moeknoian@kern.org](mailto:moeknoian@kern.org)

661-852-6717

Mrs. Foy  
[difoy@kern.org](mailto:difoy@kern.org)

661-852-6716

Mrs. Medeiros  
[kimedeiros@kern.org](mailto:kimedeiros@kern.org)

661-852-6723

Mrs. Williams  
[dewilliams@kern.org](mailto:dewilliams@kern.org)

661-852-6721

Google Site Link- **<https://sites.google.com/view/vocstk-2>**

Kindergarten Week 1	No School Monday	School Start Day 1 Tuesday	Day 2 Wednesday	Day 3 Thursday	Day 4 Friday
Language Arts					
Words to Know (Sight Words)					
Phonics  Focus on: Learning the Alphabet Song		Sing "The Alphabet Song" with your student. Then have your student decide whether to sing it at a slower or faster rate, and sing the song again.	Sing "The Alphabet Song" together. Make up motions to go with the song. For example, sway left and right or wave hands in the air. Clap when you get to L-M-N-O-P-.	Sing "The Alphabet Song" with children. Then sing the song again. Have yourself and your student sing alternate phrases. (A-B-C-D-E-F-G; H-I-J-K-L-M-N-O-P; Q-R-S; T-U-V; W-X; Y and Z	Teach an alphabet chant. Give me an A-B-C! Give me a D-E-F! At the end of the alphabet, ask: What do you have? the alphabet
Vocab		Have student work on writing first name. If the first name is mastered, work on the last name.	Have student work on writing first name. If the first name is mastered, work on the last name.	Have student work on writing first name. If the first name is mastered, work on the last name.	Have student work on writing first name. If the first name is mastered, work on the last name.
Reading  Focus on: Nursery Rhymes		<a href="#">Kindergarten Nursery Rhymes Book</a> - (only used for week 1)  <b>Listen to a Rhyme</b> Read - "Jack and Jill" and complete corresponding activity pages and Concepts of Print: Recognize Names  <b>Readers Notebook pgs. WTK 1-2</b>	<a href="#">Kindergarten Nursery Rhymes Book</a> - (only used for week 1)  <b>Listen to a Rhyme</b> Read - "One, Two, Three, Four, Five" and complete corresponding activity pages and Concepts of Print: Distinguish Letters and Numbers  <b>Readers Notebook pgs. WTK 3-5</b>	<a href="#">Kindergarten Nursery Rhymes Book</a> - (only used for week 1)  <b>Listen to a Rhyme</b> Read - "Pease Porridge Hot" and complete corresponding activity pages and Concepts of Print: Book Handling  <b>Readers Notebook pgs. WTK 6-8</b>	<a href="#">Kindergarten Nursery Rhymes Book</a> - (only used for week 1)  <b>Listen to a Rhyme</b> Read - "To Market, To Market" and complete corresponding activity pages and Concepts of Print: Environmental Print  <b>Readers Notebook pgs. WTK 9-10</b>

<div>Writing</div> <div>Zaner Bloser (ZB) Handwriting</div>			ZB Handwriting pg. 5-8	ZB Handwriting pg. 9-13	ZB Handwriting pg. 14-16
<div>Math</div> <div>Focus on: Numbers 0 to 5</div>			Chapter 1 - Numbers 0-5 Lesson 1 pgs. 11-14	Chapter 1 - Numbers 0-5 Lesson 2 pgs. 17-20	Chapter 1 - Numbers 0-5 Lesson 3 pgs. 23-26
<div>Science</div> <div>Focus on:</div>					
<div>Social Studies</div> <div>Focus on: Fun at School</div>		Quarter 1 Week 1 “Fun at School” Read all or part of the articles for the week:  Complete pgs. 1-3 Fun at School Teachers Help Us Learn Friends California Flag The Pledge of Allegiance		Quarter 1 Week 1 “Fun at School” Finish reading the articles:  Complete pg. 4 American Flag Matching Games Color the Hidden Picture American Stories  Take a Test/Weekly Assessment	

Kindergarten Week 2	Monday	Tuesday	Wednesday	Thursday	Friday
Language Arts	Lesson 1				
Words to Know (Sight Words)	This weeks words to know are: I Lesson in Student Textbook – pg. 8 to memorize/practice these words daily.				
Phonics Focus on: Letters Aa-Jj	Word Study/Card Packet  Teacher Edition page 56 Day 1: “Model the Sort”  Readers Notebook pg. 1-2	Word Study/Card Packet  Teacher Edition page 56 Day 2: “Letter Shape Sort”  Readers Notebook pg. 3-5	Word Study/Card Packet  Teacher Edition page 57 Day 3: “Find Your Letter Partner” Readers Notebook pg. 6	Word Study/Card Packet  Teacher Edition page 57 Day 4: “Play Go Fish” Readers Notebook pg. 7	Word Study/Card Packet  Teacher Edition page 57 Day 5: “Assess”
Vocab	“Discuss Oral Vocabulary” Teacher Edition pg. 116	“Word Sort” Teacher Edition pg. 116	“Complete Sentences” Teacher Edition pg. 117	“Dictate, Draw, and Write” Teacher Edition pg. 117	
Reading Focus on: Main Ideas  Poetry	Complete the corresponding Whole Group Lesson from Teachers Edition on pg. 187  *Use it as a guide while reading the story with student  Read to Student - <u>Building with Dad</u> Complete minilesson TE pg. 187	Complete the corresponding Whole Group Lesson from Teachers Edition on pg. 186  Read To Student - <u>What Makes a Family?</u>  Complete minilesson TE pg. 186 *Discuss the “Your Turn” pg. 9 (student book)	Use Student Textbook Guide (STG) lesson 1  Read from the Student Textbook lesson 1  “See What Can We Do” pgs. 10-13	Use Student Textbook Guide (STG) lesson 1  Read from the Student Textbook lesson 1  “We Can Make It” pgs. 14-17	Complete the corresponding Whole Group Lesson from Teachers Edition on pg. 187  Read “Poems About Family” (BB) Found at the back of the book What Makes a Family?  Complete minilesson TE pg. 187
Writing  Zaner Bloser (ZB) Handwriting	ZB Handwriting pg. 17		Writing Minilesson 1 (#1) Names “Using Capital Letters for Names ” TE pg. 262 ZB Handwriting pg. 18	Writing Minilesson 2 (#2) “ Drafting a List of Names ” TE pgs. 262-263  WH pg. 3	Grammar: “Nouns for People” Readers Notebook pg. 8  ZB Handwriting pg. 19

<p><u>Math</u></p> <p>Focus on: Numbers 0 to 5</p>	<p>Chapter 1 - Numbers 0-5 Lesson 4 pgs. 29-32</p>	<p>Chapter 1 - Numbers 0-5 Lesson 5 pgs. 35-38</p>	<p>Chapter 1 - Numbers 0-5 Check My Progress pgs. 41-42</p>	<p>Chapter 1 - Numbers 0-5 Lesson 6 pgs. 43-46</p>	<p>Chapter 1 - Numbers 0-5 Lesson 7 pgs. 49-52</p>
<p><u>Science</u></p> <p>Focus on: What are Things Made Of?</p>	<p>Physical Science Week 1 “What are Things Made Of?” Read all or part of the articles for the week.</p> <p>Complete pgs. 1-3 What are Things Made of? Describe Made Parts Water</p>		<p>Physical Science Week 1 “What are Things Made Of?” Read all or part of the articles.</p> <p>Complete pg. 4 Look and Learn What is it? Do &amp; Learn</p> <p>Take a test/weekly assessment</p>		
<p><u>Social Studies</u></p> <p>Focus on: Rules</p>		<p>Quarter 1 Week 2 “Rules” Read all or part of the articles for the week:</p> <p>Complete pgs. 1-3 Rules, Part 1 Rules, Part 2 Rules at Home Rules at School Rules of the USA Consequences Playground Rules</p>		<p>Quarter 1 Week 2 “Rules” Finish reading the articles:</p> <p>Complete pg. 4 Fun and Games What Doesn't Belong? Draw a Picture</p> <p>Take a Test/Weekly Assessment</p>	

Kindergarten Week 3	Monday	Tuesday	Wednesday	Thursday	Friday
Language Arts	Lesson 2				
Words to Know (Sight Words)	This weeks word to know is: like Lesson in Student Textbook – pg. 18 to memorize/practice these words daily.				
Phonics  Focus on: The Letters in Your Name	Word Study/Card Packet  Teacher Edition page 58 Day 1: “Model the Sort”  Readers Notebook pgs. 9-10	Word Study/Card Packet  Teacher Edition page 58 Day 2: “Find Your Name”  Readers Notebook pg. 11	Word Study/Card Packet  Teacher Edition page 59 Day 3: “Letter Hunt”  Readers Notebook pgs. 12-13	Word Study/Card Packet  Teacher Edition page 59 Day 4: “Share Your Name”  Readers Notebook pg. 14	Word Study/Card Packet  Teacher Edition page 59 Day 5: “Assess”  Readers Notebook pg. 15
Vocab	“Discuss Oral Vocabulary” Teacher Edition pg. 118	“Paired Yes/No Questions” Teacher Edition pg. 118	“Guess the Word” Teacher Edition pg. 119	“Dictate, Draw, and Write” Teacher Edition pg. 119	
Reading  Focus on: Main Ideas  Understanding Characters  Informational Text	Complete the corresponding Whole Group Lesson from Teachers Edition on pg. 189  *Use it as a guide while reading the story with student  Read to Student - <u>Friends at School(Book)</u> Complete minilesson TE pg 189	Complete the corresponding Whole Group Lesson from Teachers Edition on pg. 188  Read to Student - <u>How Do Dinosaurs Go to School(Book)</u> Complete minilesson TE pg 188 *Discuss the “Your Turn” pg 19 (student book)	Use Student Textbook Guide (STG) lesson 2  Read from the Student Textbook lesson 2  “We Go to School” pgs.20-23	Use Student Textbook Guide (STG) lesson 2  Read from the Student Textbook lesson 2  “I Like” pgs.24-27	Complete the corresponding Whole Group Lesson from Teachers Edition on pg.189  Read “My School Bus ” (BB) Found at the back of the book <u>How Do Dinosaurs Go to School?</u>  Complete minilesson TE pg 189
Writing  Labels  Zaner Bloser (ZB) Handwriting	ZB Handwriting pg. 20	ZB Handwriting pg. 21	Writing Minilesson 1 (#3)  “Describing a Picture ” TE pg. 264	Writing Minilesson 2 (#4)  “Drafting Labels ” TE pgs. 264-265 <b>WH pg. 4</b>	Grammar: “Nouns for Places”  <b>Readers Notebook pg. 16</b> ZB Handwriting pg. 22



<p><u>Math</u></p> <p>Focus on: Chapter 1 Numbers 0-5</p>	<p>Chapter 1 - Numbers 0-5 Lesson 8 pgs. 54-58</p>	<p>Chapter 1 - Numbers 0-5 Lesson 9 pgs. 61-64</p>	<p>Chapter 1 - Numbers 0-5 Check My Progress - pgs. 67-68</p>	<p>Chapter 1 - Numbers 0-5 Lesson 10 pgs. 69-72</p>	<p>Chapter 1 - Numbers 0-5 Lesson 11 pgs. 75-78</p>
<p><u>Science</u></p> <p>Focus on: Things Can Change</p>	<p>Physical Science Week 2 “Things Can Change” Read all or part of the articles for the week.</p> <p>Complete pgs. 1-3 Things Can Change Change People Inside Frozen</p>		<p>Physical Science Week 2 “Things Can Change” Read all or part of the articles.</p> <p>Complete pg. 4 Look and Learn Toast Science Do &amp; Learn</p> <p>Take a test/weekly assessment</p>		
<p><u>Social Studies</u></p> <p>Focus on: Responsibility</p>		<p>Quarter 1 Week 3 “Responsibility” Read all or part of the articles for the week:</p> <p>Complete pgs. 1-3 Responsibility Responsibilities at Home Responsibilities at School Schools Long Ago Welcome to School</p>		<p>Quarter 1 Week 3 “Responsibility” Finish reading the articles:</p> <p>Complete pg. 4 Fun and Games Cleaning Up American Stories: George Washington</p> <p>Take a test/weekly assessment</p>	

Kindergarten Week 4	Monday	Tuesday	Wednesday	Thursday	Friday
Language Arts	Labor Day Lesson 3				
Words to Know (Sight Words)	This weeks word to know is: the Lesson in Student Textbook – pg.28 to memorize/practice these words daily.				
Phonics Focus on: Letters Aa-Tt		Word Study/Card Packet  Teacher Edition page 60 Day 1: “Model the Sort”  Readers Notebook pgs. 17-18	Word Study/Card Packet  Teacher Edition page 60 Day 2: “Letter Pair Sort”  Readers Notebook pgs. 19-20	Word Study/Card Packet  Teacher Edition page 61 Day 3: “Letter Hunt”  Readers Notebook pgs. 21-22	Word Study/Card Packet  Teacher Edition page 61 Day 5: “Assess”  Readers Notebook pgs. 23-24
Vocab		“Discuss Oral Vocabulary” Teacher Edition pg. 120	“This or That” Teacher Edition pg. 120	“Because” Sentences” Teacher Edition pg. 121	“Dictate, Draw, and Write” Teacher Edition pg. 121
Reading Focus on: Story Structure  Main Ideas		Complete the corresponding Whole Group Lesson from Teachers Edition on pg. 191  *Use it as a guide while reading the story with student  Read to Student - <u>I Have a Pet! (Book)</u>	Complete the corresponding Whole Group Lesson from Teachers Edition on pg. 190  <u>Read to Student - Please, Puppy, Please (Book)</u>  *Discuss the “Your Turn” pg. 29 (student book)	Use Student Textbook Guide (STG) lesson 3  Read from the Student Textbook lesson 3  “Baby Bear’s Family” pgs. 30-33  “The Party” pgs.34-37	Complete the corresponding Whole Group Lesson from Teachers Edition on pg. 191  Read “Different Kinds of Dogs ” (BB) Found at the back of the book <u>Please, Puppy, Please</u>
Writing Captions  Zaner Bloser (ZB) Handwriting		ZB Handwriting pg. 23	Writing Minilesson 1 (#5)  “Telling About a Picture ” TE pg. 266  ZB Handwriting pg. 24	Writing Minilesson 2 (#6)  “Drafting Captions” TE pgs. 266-267  WH pg. 5	Grammar: “Nouns for Animals and Things” Readers Notebook pg. 25 ZB Handwriting pg. 25

<p><u>Math</u></p> <p>Focus on: Chapter 1 Numbers 0-5</p>		<p>Chapter 1 - Numbers 0-5 My Review pgs. 81-83</p>	<p>Chapter 1 - Numbers 0-5 Reflect pg. 84</p>	<p>Chapter 1 - Numbers 0-5 Chapter 1 Test.</p>	<p>Chapter 1 - Numbers 0-5 Performance Task pgs. 125-126.</p>
<p><u>Science</u></p> <p>Focus on: What is the World Made of? All About Solids. Liquids, and Gases</p>		<p>Read the Book <u>What is the World Made of?</u></p> <p>Complete Correlating pgs. in activity packet</p>		<p>Review <u>What is the World Made of?</u></p> <p>Finish correlating activity packet</p>	
<p><u>Social Studies</u></p> <p>Focus on: Being a Good Citizen</p>			<p>Quarter 1 Week 4 “Being a Good Citizen” Read all or part of the articles for the week:</p> <p>Good Citizens Getting Along With Others Job Charts Voting Playground Decisions</p>		<p>Quarter 1 Week 4 “Being a Good Citizen” Finish reading the articles:</p> <p>Complete pg. 4 Fun and Games Yes or No Draw a Picture</p> <p>Take a test/weekly assessment</p>

Kindergarten Week 5	Monday	Tuesday	Wednesday	Thursday	Friday
Language Arts	Lesson 4				
Words to Know (Sight Words)	This weeks word to know is: and Lesson in Student Textbook – pg. 38 to memorize/practice these words daily.				
Phonics  Focus on: The Alphabet Letter of the Week - Mm	Word Study/Card Packet  Teacher Edition page 62 Day 1: “Model the Sort”  Readers Notebook pg. 26	Word Study/Card Packet  Teacher Edition page 62 Day 2: “Letter Name”  Readers Notebook pg. 27	Word Study/Card Packet  Teacher Edition page 63 Day 3: “Alphabet Sort”  Readers Notebook pg. 28	Word Study/Card Packet  Teacher Edition page 63 Day 4: “Letter Match”  Readers Notebook pg. 29	Word Study/Card Packet  Teacher Edition page 63 Day 5: “Assess”
Vocab	“Discuss Oral Vocabulary ” Teacher Edition pg. 122	“Riddles” Teacher Edition pg. 122	“Word Sort ” Teacher Edition pg. 123	“Dictate, Draw, and Write ” Teacher Edition pg. 123	
Reading  Focus on: Informational Text  Text and Graphic Features  Traditional Tales	Complete the corresponding Whole Group Lesson from Teachers Edition on pg. 193  *Use it as a guide while reading the story with student  Read - <u>Pizza at Sally's</u> (Book)	Complete the corresponding Whole Group Lesson from Teachers Edition on pg. 192  Read - <u>Everybody Works</u> (Book)  *Discuss the “Your Turn” pg. 39 (student book)	Use Student Textbook Guide (STG) lesson 4  Read from the Student Textbook lesson 4  “Mm” pgs. 40-43	Use Student Textbook Guide (STG) lesson 4  Read from the Student Textbook lesson 4  “I Like Mm” pgs. 44-47	Complete the corresponding Whole Group Lesson from Teachers Edition on pg. 193  Read “The Elves and the Shoemaker; The Lion and the Mouse”  (BB) Found at the back of the book <u>Everybody Works</u>
Writing  Story Sentences  Zaner Bloser (ZB) Handwriting	ZB Handwriting pg. 26	ZB Handwriting pg. 27	Writing Minilesson 1 (#7)  “Choosing Events to Describe” TE pg. 268	Writing Minilesson 2 (#8)  “Drafting Story Sentences” TE pgs. 268-269  WH pg. 6	Grammar: “Action Verbs in the Present Tense” Readers Notebook pg. 30  ZB Handwriting pg. 28

<p><u>Math</u></p> <p>Focus on: Numbers to 10</p>	<p>Chapter 2 - Numbers to 10 Lesson 1 pgs. 93-96</p>	<p>Chapter 2 - Numbers to 10 Lesson 2 pgs. 99-102</p>	<p>Chapter 2 - Numbers to 10 Lesson 3 pgs. 105-108</p>	<p>Chapter 2 - Numbers to 10 Lesson 4 pgs. 111-114</p>	<p>Chapter 2 - Numbers to 10 Check My Progress pgs. 117-118</p>
<p><u>Science</u></p> <p>Focus on: Energy</p>	<p>Physical Science Week 3 “Energy” Read all or part of the articles for the week.</p> <p>Complete pgs. 1-3 Energy Light and Heat Sound Change Energy From Food Machines Look and Learn</p>		<p>Physical Science Week 3 “Energy” Read all or part of the articles.</p> <p>Complete pg. 4 Do &amp; Learn Blast-Off</p> <p>Take a test/weekly assessment</p>		
<p><u>Social Studies</u></p> <p>Focus on: Our Rights</p>		<p>Quarter 1 Week 5 “Our Rights” Read all or part of the articles for the week:</p> <p>Complete pgs. 1-3 Our Rights Learning at School Safety at School The Golden Rule Fun at Home Safety at Home Children in Jamaica</p>		<p>Quarter 1 Week 5 “Our Rights” Finish reading the articles:</p> <p>Complete pg. 4 Fun and Games Yes or No Maps and Globes Draw a Picture</p> <p>Take a test/weekly assessment</p>	

Kindergarten Week 6	Monday	Tuesday	Wednesday	Thursday	Friday
Language Arts	Lesson 5				
Words to Know (Sight Words)	This weeks words to know are review words: I, like, and, the Lesson in Student Textbook – pg. 48 to memorize/practice these words daily.				
Phonics  Focus on: Beginning Sounds in Words  Letter of the week - Ss	Word Study/Card Packet  Teacher Edition page 64 Day 1: “Model the Sort”  <b>Readers Notebook pg. 31</b>	Word Study/Card Packet  Teacher Edition page 64 Day 2: “Picture Sort”  <b>Readers Notebook pg. 33</b>	Word Study/Card Packet  Teacher Edition page 65 Day 3: “Buddy Sort”  <b>Readers Notebook pg. 36</b>	Word Study/Card Packet  Teacher Edition page 65 Day 4: “Brainstorming”  <b>Readers Notebook pg. 37</b>	Word Study/Card Packet  Teacher Edition page 65 Day 5: “Assess”
Vocab	“Discuss Oral Vocabulary” Teacher Edition pg. 124	“True or Not True” Teacher Edition pg. 124	“Secret Word Game ” Teacher Edition pg. 125	“Dictate, Draw, and Write ” Teacher Edition pg. 125	
Reading  Focus on: Details  Folktale	Complete the corresponding Whole Group Lesson from Teachers Edition on pg. 195  *Use it as a guide while reading the story with student  Read - <u>The Little Red Hen</u> (Book)	Complete the corresponding Whole Group Lesson from Teachers Edition on pg. 194 Read - <u>The Handiest Things in the World</u> (Book)  *Discuss the “Your Turn” pg. 49 (student book) <b>Readers Notebook pg. 32</b>	Use Student Textbook Guide (STG) lesson 5  Read from the Student Textbook lesson 5  “Ss” pgs. 50-53  <b>Readers Notebook pg. 34-35</b>	Use Student Textbook Guide (STG) lesson 5  Read from the Student Textbook lesson 5  “I Like Ss” pgs. 54-57	Complete the corresponding Whole Group Lesson from Teachers Edition on pg. 195  Read “Stone Soup ”  (BB) Found at the back of the book <u>The Handiest Things in the World</u>
Writing  Class story  Zaner Bloser (ZB) Handwriting	<b>ZB Handwriting pg. 29</b>	<b>ZB Handwriting pg. 30</b>	<b>Writing</b> Minilesson 1 (#9)  “Telling a Story in Words and Pictures” TE pg. 270	<b>Writing</b> Minilesson 2 (#10)  “Drafting a Class Story” TE pgs. 270-271  <b>WH pg. 7</b>	<b>Grammar: “ Action Verbs in the Present Tense”</b> <b>Readers Notebook pg. 38</b>  <b>ZB Handwriting pg. 31</b>

<p><u>Math</u></p> <p>Focus on: Numbers to 10</p>	<p>Chapter 2 - Numbers to 10 Lesson 5 pgs. 119-122</p>	<p>Chapter 2 - Numbers to 10 Lesson 6 pgs. 125-128</p>	<p>Chapter 2 - Numbers to 10 Lesson 7 pgs. 131-134</p>	<p>Chapter 2 - Numbers to 10 Lesson 8 pgs. 137-140</p>	<p>Chapter 2 - Numbers to 10 Check My Progress pgs. 143-144</p>
<p><u>Science</u></p> <p>Focus on: Move It</p>	<p>Physical Science Week 4 “Move It” Read all or part of the articles for the week.</p> <p>Complete pgs. 1-3 Move It Move Speed Push Easy or Hard Bigger Look &amp; Learn</p>		<p>Physical Science Week 4 “Move It” Read all or part of the articles.</p> <p>Complete pg. 4 Do &amp; Learn Draw a Picture</p> <p>Take a test/weekly assessment</p>		
<p><u>Social Studies</u></p> <p>Focus on: Respect</p>		<p>Quarter 1 Week 6 “Respect” Read all or part of the articles for the week:</p> <p>Complete pgs. 1-3 Following Rules Good Citizens Respecting Adults Respect Yourself Respect the Earth Recycle</p>		<p>Quarter 1 Week 6 “Respects” Finish reading the articles:</p> <p>Complete pg. 4 Fun and Games Rules for the Flag Activity Find What Does Not Belong Complete the Sentence</p> <p>Take a test/weekly assessment</p>	





Kindergarten Week 7	Monday	Tuesday	Wednesday	Thursday	Friday
Language Arts	Lesson 6				
Words to Know (Sight Words)	This weeks word to know is: see Lesson in Student Textbook – pg. 58 to memorize/practice these words daily.				
Phonics  Focus on: Beginning Sounds in Words Letter of the Week - Aa	Word Study/Card Packet  Teacher Edition page 66 Day 1: “Model the Sort”  Readers Notebook pg. 39	Word Study/Card Packet  Teacher Edition page 66 Day 2: “Picture Sort”  Readers Notebook pg. 40	Word Study/Card Packet  Teacher Edition page 67 Day 3: “Brainstorming”  Readers Notebook pg. 41	Word Study/Card Packet  Teacher Edition page 67 Day 4: “Buddy Sort”  Readers Notebook pg. 42	Word Study/Card Packet  Teacher Edition page 67 Day 5: “Assess”
Vocab	“Discuss Oral Vocabulary ” Teacher Edition pg. 126	“Word Associations” Teacher Edition pg. 126	“Describe It” Teacher Edition pg. 127	“Dictate, Draw, and Write” Teacher Edition pg. 127	
Reading  Focus on: Compare and Contrast  Text and Graphic Feature  Poetry	Complete the corresponding Whole Group Lesson from Teachers Edition on pg. 197  *Use it as a guide while reading the story with student  Read - <u>Listen, Listen (Book)</u>	Complete the corresponding Whole Group Lesson from Teachers Edition on pg. 196  Read - <u>My Five Senses (Book)</u>  *Discuss the “Your Turn” pg. 59 (student book)	Use Student Textbook Guide (STG) lesson 6  Read from the Student Textbook lesson 6  “Aa” pgs. 60-63	Use Student Textbook Guide (STG) lesson 6  Read from the Student Textbook lesson 6  “I See” pgs.	Complete the corresponding Whole Group Lesson from Teachers Edition on pg. 197  Read “Poems About Senses ”  (BB) Found at the back of the book <u>My Five Senses</u>
Writing  Descriptive Sentences  Zaner Bloser (ZB) Handwriting	ZB Handwriting pg. 32	ZB Handwriting pg. 33	Writing Minilesson 1 (#11)  “Using Sensory Details” TE pg. 272	Writing Minilesson 2 (#12)  “Drafting Descriptive Sentences” TE pgs. 272-273  WH pg. 8	Grammar: “Sensory Words” Readers Notebook pg. 43  ZB Handwriting pg. 34



<p><u>Math</u></p> <p>Focus on: Numbers to 10</p>	<p>Chapter 2 - Numbers to 10 Lesson 9 pgs. 145-148</p>	<p>Chapter 2 - Numbers to 10 Lesson 10 pgs. 151-154</p>	<p>Chapter 2 - Numbers to 10 Lesson 11 pgs. 157-160</p>	<p>Chapter 2 - Numbers to 10 My Review pgs. 165-167</p>	<p>Chapter 2 - Numbers to 10 Reflect pg. 168</p>
<p><u>Science</u></p> <p>Focus on: Magnets and Gravity</p>	<p>Physical Science Week 5 “Magnets and Gravity” Read all or part of the articles for the week.</p> <p>Complete pgs. 1-3 Magnets and Gravity Change Metal Magnets Pulls Fall Look &amp; Learn</p>		<p>Physical Science Week 5 “Magnets and Gravity” Read all or part of the articles.</p> <p>Complete pg. 4 Do &amp; Learn Magnets</p> <p>Take a test/weekly assessment</p>		
<p><u>Social Studies</u></p> <p>Focus on: Time</p>		<p>Quarter 1 Week 7 “Time” Read all or part of the articles for the week:</p> <p>Complete pgs. 1-3 Time Days of the Week Months of the Year Morning Lunch Night Johnny Appleseed</p>		<p>Quarter 1 Week 7 “Time” Finish reading the articles:</p> <p>Complete pg. 4 Fun and Games Mark the Calendar!</p> <p>Take a test/weekly assessment</p>	

Kindergarten Week 8	Monday	Tuesday	Wednesday	Thursday	Friday
Language Arts	Lesson 7				
Words to Know (Sight Words)	This weeks word to know is: we Lesson in Student Textbook – pg.68 to memorize/practice these words daily.				
Phonics  Focus on: Beginning Sounds M and S Letter of the Week - Tt	Word Study/Card Packet  Teacher Edition page 68 Day 1: “Model the Sort”  Readers Notebook pg. 44	Word Study/Card Packet  Teacher Edition page 68 Day 2: “Picture Sort”  Readers Notebook pg. 45	Word Study/Card Packet  Teacher Edition page 69 Day 3: “Blind Sort”  Readers Notebook pg. 46	Word Study/Card Packet  Teacher Edition page 69 Day 4: “Draw and Label”	Word Study/Card Packet  Teacher Edition page 69 Day 5: “Assess”
Vocab	“Discuss Oral Vocabulary” Teacher Edition pg. 128	“Paired Yes/No Questions” Teacher Edition pg. 128	“Complete Sentences ” Teacher Edition pg. 129	“Dictate, Draw, and Write ” Teacher Edition pg. 129	
Reading  Focus on: Understanding Characters  Compare and Contrast  Informational Text	Complete the corresponding Whole Group Lesson from Teachers Edition on pg. 199  *Use it as a guide while reading the story with student  Read - <u>Amelia’s Show-and-Tell Fiesta(Book)</u>	Complete the corresponding Whole Group Lesson from Teachers Edition on pg. 198  Read - <u>Mice Squeak, We Speak (Book)</u>  *Discuss the “Your Turn” pg. 69 (student book) <b>Readers Notebook pg. 47</b>	Use Student Textbook Guide (STG) lesson 7  Read from the Student Textbook lesson 7  “Tt” pgs. 70-73	Use Student Textbook Guide (STG) lesson 7  Read from the Student Textbook lesson 7  “We Like Toys” pgs. 74-77	Complete the corresponding Whole Group Lesson from Teachers Edition on pg. 199  Read “The Fort Worth Zoo”  (BB) Found at the back of the book <u>Mice Squeak, We Speak</u>
Writing  Descriptive Sentences Zaner Bloser (ZB) Handwriting	ZB Handwriting pg. 35	ZB Handwriting pg. 36	<b>Writing</b> Minilesson #13  “Showing Information in a Drawing ” TE pg. 274	<b>Writing</b> Minilesson #14  “Drafting Descriptive Sentences” TE pgs. 274-275 <b>WH pg. 9</b>	<b>Grammar:</b> “Sensory Words” <b>Readers Notebook pg. 48</b>  ZB Handwriting pg. 37

<p><u>Math</u></p> <p>Focus on: Numbers to 10 and Numbers Beyond 10</p>	<p>Chapter 2 - Numbers to 10 Chapter 2 Test</p>	<p>Chapter 2 - Numbers to 10 Performance Task pgs. 127-128</p>	<p>Chapter 3 - Numbers Beyond 10 Lesson 1 pgs. 179-182</p>	<p>Chapter 3- Numbers Beyond 10 Lesson 2 pgs. 185-188</p>	<p>Practice writing numbers 1-20 and be able to recognize numbers out of order.</p>
<p><u>Science</u></p> <p>Focus on: What Makes a Magnet</p>	<p>Read the Book <u>What Makes a Magnet?</u></p> <p>Complete Correlating pages in the activity packet</p>		<p>Review <u>What Makes a Magnet?</u></p> <p>Finish correlating pages in the activity packet.</p>		
<p><u>Social Studies</u></p> <p>Focus on: What is History</p>		<p>Quarter 1 Week 8 “What is History” Read all or part of the articles for the week:</p> <p>Complete pgs. 1-3 What is History Past Present Future How Old Are You? Gold discovered! Gold Miners</p>		<p>Quarter 1 Week 8 “What is History” Finish reading the articles:</p> <p>Complete pg. 4 Fun and Games Find and Color</p> <p>Take a test/weekly assessment</p>	

NEXT APPOINTMENT:		Kindergarten 2022-2023	END OF REPORTING PERIOD 3 (11/04)	
Reporting Period 3	October 10	October 17	October 24	October 31st
Subject	Week 9	Week 10	Week 11	Week 12
<u>Reading</u> Literacy and Language Guide Teacher Edition (TE) Read Aloud (RA)  Big Books (BB) You can find a digital copy of BB online *Stories on this line are in back of BB	<b>Lesson 8- TE pg. 200-201</b> <b>Details</b>  Jonathan and His Mommy (RA)  Move! (BB)  The Hare and the Tortoise	<b>Lesson 9- TE pg. 202- 203</b> <b>Text and Graphic Features</b>  Good Morning, Digger (RA)  What Do Wheels Do All Day? (BB)  Wheels Long Ago and Today	<b>Lesson 10- TE pg. 204-205</b> <b>Story Structure</b>  David's Drawings (RA)  Mouse Shapes (BB)  Signs and Shapes -	<b>Lesson 11- TE pg. 206-207</b> <b>Compare and Contrasts</b>  Every Season (RA)  Jump Into January (BB)  Holidays All Year Long
Student Book Guide (SBG)   Houghton Mifflin Harcourt Journeys- Student Book K.1	SBG – Lesson 8  Words to Know: a Your Turn - pg. 79 Cc pgs. 80-83 I Can See pgs. 84-87	SBG – Lesson 9  Words to Know: to Your Turn - pg. 89 Pp pgs. 90-93 I Like Animals pgs. 94-97	SBG – Lesson 10  Review all past "Words to Know" Your Turn - pg. 99 Mmmm, Good! pgs. 100-103 The Playground pgs. 104-107	SBG – Lesson 11  Words to Know: come, me Your Turn - pg. 109 Pat Cat, Sam Cat pgs. 110-113 Pam Cat pgs. 114-117
Letter Of The Week  Vocabulary  Spelling  Reader's Notebook (RN)	Letter "Cc"  Vocabulary TE pgs. 130-131  Spelling/Phonics Beginning Sounds M, S and T TE pgs. 70-71  RN pgs. 49-53	Letter "Pp"  Vocabulary TE pgs. 132-133  Spelling/Phonics Beginning Sounds T,K,C and P TE pgs. 72-73  RN pgs. 54-58	Review Letters "Aa, Cc, Tt, Pp"  Vocabulary TE pgs. 134-135  Spelling/Phonics Ending Sounds in Words TE pgs. 74-75  RN pgs. 59-66	Words with a (cap, sat, mat, pat)  Vocabulary TE pgs. 136-137  Spelling/Phonics Ending Sounds in Words S, P, and T TE pgs. 76-77 RN pgs. 67-71
<u>Writing</u> Writing Handbook (WH)  Zaner Bloser Handwriting (ZB)	Captions TE pgs. 276-277 WH – pg. 10  ZB – pgs. 38-40	Description TE pgs. 278-279 WH – pg. 11  ZB – pgs. 41-43	Description TE pgs. 280-281 WH – pg. 12  ZB – pgs. 44-46	Story Sentences TE pgs. 282-283 WH – pg. 13  ZB – pgs. 47-49
Guided Reading	 Struggling  On Level  Advanced  SL Students At: Levels A-C      Above: Levels D+			

Reporting Period 3	October 10	October 17	October 24	October 31st
Subject	Week 9	Week 10	Week 11	Week 12 End of RP3 (11/04)
<u>Math</u> McGraw-Hill My Math  Chapter Tests  Performance Tasks	Chapter 3 - Numbers Beyond 10 Lesson 3 pgs. 191-194 Lesson 4 pgs. 197-200 Check My Progress pgs. 203-204 Lesson 5 pgs. 205-208 Lesson 6 pgs. 211-214	Chapter 3 - Numbers Beyond 10 Lesson 7 pgs. 217-220  Check My Progress pgs. 223-224 Lesson 8 pgs. 225-228 Lesson 9 pgs. 231-234 Lesson 10 pgs. 237-240	Chapter 3 - Numbers Beyond 10  My Review pgs. 245-247 Reflect pg. 248  Chapter 3 Test  Performance Task pgs. 129-130	Chapter 4 - Compose and Decompose Numbers to 10 Lesson 1 pgs. 257-260 Lesson 2 pgs. 263-266 Lesson 3 pgs. 269-272 Lesson 4 pgs. 275-278 Lesson 5 pgs. 281-284
Additional Practice	My Homework pages for each lesson; online support	My Homework pages for each lesson; online support	My Homework pages for each lesson; online support	My Homework pages for each lesson; online support
<u>Science</u> Science- Student Weekly Reader  Science Studies Weekly Worksheet/Assessment Packet	Physical Science Week 6 Models Read Articles Complete worksheets of choice Take a Test/Weekly Assessment	Science Fair Packet	Life Science Week 1 Life Read Articles Complete worksheets of choice Take a Test/Weekly Assessment	Life Science Week 2 Plants Read Articles Complete worksheets of choice Take a Test/Weekly Assessment
<u>Social Studies</u> Student Weekly Reader  History Studies Weekly Worksheet/Assessment Packet  Holiday Packets (HP)	Week 9 Christopher Columbus  Read Articles Complete worksheets of choice Take a Test/Weekly Assessment Week 9	Week 10 Timelines  Read Articles Complete worksheets of choice Take a Test/Weekly Assessment Week 10	Week 11 American Monuments  Read Articles Complete worksheets of choice Take a Test/Weekly Assessment Week 11	Week 12 Celebrate America  Read Articles Complete worksheets of choice Take a Test/Weekly Assessment Week 12
Enrichment/ Supplemental	Practice memorizing your street address.		Do something special for a Veteran.	





NEXT APPOINTMENT:		Kindergarten 2022-2023	END OF REPORTING PERIOD 4 (12/02)	
Reporting Period 4	Nov 7 (11/11 Veterans' Day)	November 14	November 21- November 25	November 28
Subject	Week 13	Week 14	Holiday	Week 15
<u>Reading</u> Literacy and Language Guide Teacher Edition (TE) Read Aloud (RA)  Big Books (BB) You can find a digital copy of BB online *Stories on this line are in back of BB	<b>Lesson 12- TE pg. 208- 209</b>  <b>Conclusion</b>  Storm Is Coming! (RA)  Snow (BB)  How Water Changes	Select one from the following to complete: <i>Brown Bear...What Do You See?</i> <b>OR</b> <i>Mouse Paint</i> and complete literature unit packet.  <b>(**GET BOOK)</b>	THANKSGIVING BREAK	<b>Lesson 13- TE pg. 210-211</b> <b>Author's Purpose</b>  A Zebra's World (RA) What Do You Do With a Tail Like This? (BB)  Poem About Animals
Student Book Guide (SBG)  Houghton Mifflin Harcourt Journeys- Student Book K.1	SBG – Lesson 12  Words to Know: with Your Turn - pg. 119 I Can Tap pgs. 120-123 Tap with Me pgs. 124-127			SBG – Lesson 13  Words to Know: what, you Your Turn - pg. 129 Cam, Fan, Pam, and Mac pgs. 130-133 Fat Cat pgs. 134-137
Letter Of The Week  Vocabulary  Spelling  Reader's Notebook (RN)	Letter "Nn"  Vocabulary TE pgs. 138-139  Spelling/Phonics Short a TE pgs. 78-79  RN pgs. 72-76			Letter "Ff"  Vocabulary TE pgs. 140-141  Spelling/Phonics Words with –an, -ap, -at TE pgs. 80-81  RN pgs. 77-81
<u>Writing</u>  Writing Handbook (WH)  Zaner Bloser Handwriting (ZB)	Story Sentences TE pgs. 284-285 WH – pg. 14  ZB – pgs. 50-52	ZB – pgs. 53-56		Story Sentences TE pgs. 286-287 WH – pg. 15  ZB – pgs. 57-59
Guided Reading	Struggling On Level Advanced			ESL Students
	At: Levels A-CAbove: Levels D+			

Reporting Period 4	Nov 7 (11/11 Veterans' Day)	November 14	November 21- November 25	November 28
Subject	Week 13	Week 14	Holiday	Week 15 End of RP4 (12/02)
<u>Math</u> McGraw-Hill My Math        Chapter Tests  Performance Tasks	Chapter 4 - Compose and Decompose Numbers to 10 Check My Progress pgs. 287-288 Lesson 6 pgs. 289-292 Lesson 7 pgs. 295-298 Lesson 8 pgs. 301-304 Lesson 9 pgs. 307-310	Chapter 4 - Compose and Decompose Numbers to 10 My Review pgs. 313-315 Reflect pg. 316  Chapter 4 Test  Performance Task pgs. 131-132	THANKSGIVING BREAK	Chapter 5 - Addition  Lesson 1 pgs. 325-328 Lesson 2 pgs. 331-334
Additional Practice	My Homework pages for each lesson; online support	My Homework pages for each lesson; online support		My Homework pages for each lesson; online support
<u>Science</u> Science- Student Weekly Reader  Science Studies Weekly Worksheet/Assessment Packet	Read: <i>How a Seed Grows</i> **GET BOOK and complete corresponding packet	Life Science Week 3 Animals Read Articles Complete worksheets of choice Take a Test/Weekly Assessment		None Assigned
Social Studies Student Weekly Reader  History Studies Weekly Worksheet/Assessment Packet	Week 13 California Symbols Read Articles Complete worksheets of choice Take a Test/Weekly Assessment Week 13	Week 14 Veterans Day Read Articles Complete worksheets of choice Take a Test/Weekly Assessment Week 14		Week 15 The First Thanksgiving Read Articles Complete worksheets of choice Take a Test/Weekly Assessment Week 15
Holiday Packets (HP)	Veteran's Day (HP)	Thanksgiving (HP)		
Enrichment/ Supplemental	Practice memorizing the city and state you live in.			

NEXT APPOINTMENT:		Kindergarten 2022-2023	END OF REPORTING PERIOD 5 (1/06)		
Reporting Period 5	December 5	December 12	December 19	December 26- January 6	
Subject	Week 16	Week 17	Week 18	Holiday	
<u>Reading</u> Literacy and Language Guide Teacher Edition (TE) Read Aloud (RA)  Big Books (BB) You can find a digital copy of BB online *Stories on this line are in back of BB	<b>Lesson 14- TE pg. 212-213</b> <b>Cause and Effect</b> Home for a Tiger, Home for a Bear (RA) -  Turtle Splash! (BB)  Where Animals Live	<b>Lesson 15- TE pg. 214- 215</b> <b>Details</b> How Many Stars in the Sky? (RA)  What a Beautiful Sky!(BB)  What Will the Weather Be Like?	Select one from the following to complete: <u>The Mitten</u> OR <u>Chester's Way</u> and Literature Unit Packets (**GET BOOK)	WINTER BREAK	
Student Book Guide (SBG)  Houghton Mifflin Harcourt Journeys- Student Book K.1	SBG – Lesson 14  Words to Know: are, now Your Turn - pg. 139 What Now? pgs. 140-143 Bab at Bat pgs. 144-147	SBG – Lesson 15  Review all past "Words to Know" Your Turn - pg. 149 Mac and Pam Cat pgs. 150-153 Come with Me pgs. 154-157			
Letter Of The Week  Vocabulary  Spelling  Reader’s Notebook (RN)	Letter "Bb"  Vocabulary TE pgs. 142-143  Spelling/Phonics Beginning Sounds N, M TE pgs. 82-83  RN pgs. 82-86	Review Letters "Aa, Ff, Nn, Bb"  Vocabulary TE pgs. 144-145  Short a Words and High – Frequency Words TE pgs. 84-85  RN pgs. 87-94			
<u>Writing</u>  Writing Handbook (WH)  Zaner Bloser Handwriting (ZB)	Story TE pgs. 288-289 WH – pg. 16  ZB – pgs. 60-62	Story TE pgs. 290-291 WH – pg. 17  ZB – pgs. 63-65			ZB – pgs. 66-68
Guided Reading	● Struggling                      ▲ On Level                      ■ Advanced                      ◆ ESL Students				
	At: Levels A-C                      Above: Levels D+				







Reporting Period 5	December 5	December 12	December 19	December 26- January 6
Subject	Week 16	Week 17	Week 18	Holiday End of RP5 (1/06)
<u>Math</u> McGraw-Hill My Math      Chapter Tests   Performance Tasks	Chapter 5 - Addition   Check My Progress pgs. 337-338 Lesson 3 pgs. 339-342 Lesson 4 pgs. 345-348 Lesson 5 pgs. 351-354 Lesson 6 pgs. 357-360	Chapter 5 - Addition   Lesson 7 pgs. 363-366 My Review pgs. 371-373 Reflect pg. 374	Chapter 5 - Addition      Chapter 5 Test   Performance Task pgs. 133-134	WINTER BREAK
Additional Practice	My Homework pages for each lesson; online support	My Homework pages for each lesson; online support	My Homework pages for each lesson; online support	
<u>Science</u> Science- Student Weekly Reader   Science Studies Weekly Worksheet/Assessment Packet	Life Science Week 4 People Read Articles Complete worksheets of choice Take a Test/Weekly Assessment	Life Science Week 5 Living Things Grow Read Articles Complete worksheets of choice Take a Test/Weekly Assessment	None Assigned	
<u>Social Studies</u> Student Weekly Reader   History Studies Weekly Worksheet/Assessment Packet	Week 16 Holidays Around the World Read Articles Complete worksheets of choice Take a Test/Weekly Assessment Week 16	Week 17 Where are You? Read Articles Complete worksheets of choice Take a Test/Weekly Assessment Week 17	Week 18 Needs and Wants Read Articles Complete worksheets of choice Take a Test/Weekly Assessment Week 18	
Holiday Packets (HP)			Christmas Around the World (HP)	
Enrichment/ Supplemental	Use the Discovery Education website to supplement learning and or website TPT to get holiday packet.			

NEXT APPOINTMENT:		Kindergarten 2022-2023	END OF REPORTING PERIOD 6 (2/3)	
Reporting Period 6	January 9	Jan 16 (1/16 ML King Jr. Day)	January 23	January 30
Subject	Week 19	Week 20	Week 21	Week 22
<u>Reading</u> Literacy and Language Guide Teacher Edition (TE) Read Aloud (RA)  Big Books (BB) You can find a digital copy of BB online *Stories on this line are in back of BB	<b>***Get Next Book - Book K.2</b> <b>Lesson 16- TE pg. 216 217</b> <b>Details</b> Dear Mr. Blueberry (RA)  What is Science? (BB)  Benjamin Franklin -	<b>Lesson 17- TE pg. 218-219</b> <b>Sequence of Events</b>  It Is the Wind (RA)  From Caterpillar to Butterfly (BB)  Anansi and Grasshopper	<b>Lesson 18- TE pg. 220-221</b> <b>Author's Purpose</b>  One-Dog Canoe (RA)  Atlantic (BB)  Poems About the Sea	<b>Lesson 19- TE pg. 222-223</b> <b>Cause and Effect</b>  Nicky and the Rainy Day (RA)  Sheep Take a Hike (BB)  Fairy Tales
Student Book Guide (SBG)  Houghton Mifflin Harcourt Journeys- Student Book K.2	SBG – Lesson 16  Words to Know: how, is, where Your Turn - pg. 12 What Is It? pgs. 14-19 Fit in My Cab pgs. 20-25	SBG – Lesson 17  Words to Know: but, find, from, on, this Your Turn - pg. 28 Can You Find It? pgs. 30-35 Pam Pig pgs. 36-41	SBG – Lesson 18  Words to Know: that, who, your Your Turn - pg. 44 Nat, Tim, and Tan Sam pgs. 46-51 Rip Is It pgs. 52-57	SBG – Lesson 19  Words to Know: for, go, here, they Your Turn - pg. 60 Go For It! pgs. 62-67 D Is for Dad pgs. 68-73
Letter Of The Week  Vocabulary  Spelling  <b>*GET RN BOOK</b> Reader's Notebook (RN)	Letter "li"  Vocabulary TE pgs. 146-147  Spelling/Phonics Beginning Sounds P and F TE pgs. 86-87  RN pgs. 1-6 ( <b>Volume 2</b> ) <b>New Book</b>	Letter "Gg"  Vocabulary TE pgs. 148-149  Spelling/Phonics Short i TE pgs. 88-89  RN pgs. 7-12	Letter "Rr"  Vocabulary TE pgs. 150-151  Spelling/Phonics Ending Sounds – G and B TE pgs. 90-91  RN pgs. 13-18	Letter "Dd"  Vocabulary TE pgs. 152-153  Spelling/Phonics Words with Short a and i TE pgs. 92-93  RN pgs. 19-24
<u>Writing</u> Writing Handbook (WH)  Zaner Bloser Handwriting (ZB)	Message TE pgs. 292-293 WH – pg. 18  ZB – pgs. 69-71	Thank-You Note TE pgs. 294-295 WH – pg. 19  ZB – pgs. 72-75	Letter TE pgs. 296-297 WH – pg. 20  ZB – pgs. 76-78	Opinion Sentences TE pgs. 298-299 WH – pg. 21  ZB – pgs. 79-81
Guided Reading	<div>  Struggling            On Level            Advanced            SL Students         </div> <div>           At: Levels A-C           Above: Levels D+         </div>			

Reporting Period 6	January 9	Jan 16 (1/16 ML King Jr. Day)	January 23	January 30
Subject	Week 19	Week 20	Week 21	Week 22 End of RP6 (2/3)
<u>Math</u> McGraw-Hill My Math  Chapter Tests  Performance Tasks	Chapter 6 - Subtraction  Lesson 1 pgs. 383-386 Lesson 2 pgs. 389-392 Check My Progress pgs. 395-396 Lesson 3 pgs. 397-400 Lesson 4 pgs. 403-406	Chapter 6 - Subtraction  Lesson 5 pgs. 409-412 Lesson 6 pgs. 415-418 Lesson 7 pgs. 421-424 My Review pgs. 429-431 Reflect pg. 432	Chapter 6-Subtraction  Chapter 6 Test  Performance Task pgs. 135-136	Chapter 7 - Compose and Decompose Numbers 11-19 Lesson 1 pgs. 443-446 Lesson 2 pgs. 449-452 Lesson 3 pgs. 455-458 Check My Progress pgs. 461-462 Lesson 4 pgs. 463-466
Additional Practice	My Homework pages for each lesson; online support	My Homework pages for each lesson; online support	My Homework pages for each lesson; online support	My Homework pages for each lesson; online support
<u>Science</u> Science- Student Weekly Reader  Science Studies Weekly Worksheet/Assessment Packet	Life Science Week 6 Be Healthy Read Articles Complete worksheets of choice Take a Test/Weekly Assessment	Life Science Week 7 Families Read Articles Complete worksheets of choice Take a Test/Weekly Assessment	Life Science Week 8 Homes Read Articles Complete worksheets of choice Take a Test/Weekly Assessment	Life Science Week 9 Share the Earth Read Articles Complete worksheets of choice Take a Test/Weekly Assessment
<u>Social Studies</u> Student Weekly Reader  History Studies Weekly Worksheet/Assessment Packet  Holiday Packets (HP)	Weekly 19 Dr. Martin Luther King Jr. Read Articles Complete worksheets of choice Take a Test/Weekly Assessment Week 19	Weekly 20 Work People Do Read Articles Complete worksheets of choice Take a Test/Weekly Assessment Week 20  Martin Luther King Jr. (HP)	Weekly 21 Jobs at School Read Articles Complete worksheets of choice Take a Test/Weekly Assessment Week 21	Week 22 Where Do You Live? Read Articles Complete worksheets of choice Take a Test/Weekly Assessment Week 22
Enrichment/ Supplemental	Take a field trip to the Kern County Museum or a railroad museum.			

NEXT APPOINTMENT:		Kindergarten 2022-2023	END OF REPORTING PERIOD 7 (3/3)	
Reporting Period 7	February 6	February 13 (Lincoln's Birthday)	February 20 (Presidents' Day)	February 27
Subject	Week 23	Week 24	Week 25	Week 26
<u>Reading</u> Literacy and Language Guide Teacher Edition (TE) Read Aloud (RA)  Big Books (BB) You can find a digital copy of BB online *Stories on this line are in back of BB	<b>Lesson 20- TE pg. 224-225</b> <b>Sequence of Events</b>  Duck & Goose (RA) Curious George's Dinosaur Discovery (BB)  Exploring Land & Water	Select one from the following to complete: <i>The Snowy Day</i> <b>OR</b> <i>Katy and the Big Snow</i> and Literature Unit Packets	<b>Lesson 21- TE pg. 226-227</b> <b>Details</b>  Simon and Molly Plus Hester (RA)  Zin! Zin! Zin! a Violin(BB)  Poems About Music	<b>Lesson 22- TE pg. 228-229</b> <b>Story Structure</b>  A Tiger Grow up (RA)  Leo the Late Bloomer (BB)  What Can a Baby Animal Do ?
Student Book Guide (SBG)	SBG – Lesson 20  Review all past "Words to Know" Your Turn - pg. 76 The Big Dig pgs. 78-83 We Fit pgs. 84-89		SBG – Lesson 21 Words to Know: make, play, say, them Your Turn - pg. 92 Make It Pop! pgs. 94-99 My Dog, Tom pgs. 100-105	SBG – Lesson 22 Words to Know: ate, could, good, said, then Your Turn - pg. 108 A Good Job pgs. 110-115 Fix It! pgs. 116-121
Letter Of The Week	Letter Review "li, Gg, Rr, Dd"		Letter "Oo"	Letters "xx and Jj"
Vocabulary	Vocabulary TE pgs. 154-155  Spelling/Phonics Words with –ig, -in, -it TE pgs. 94-95		Vocabulary TE pgs. 156-157  Spelling/Phonics Words with beginning sounds D, R, and G TE pgs. 96-97 RN pgs. 34-39	Vocabulary TE pgs. 158-159  Spelling/Phonics Short o words TE pgs. 98-99  RN pgs. 40-45
Reader’s Notebook (RN)	RN pgs. 25-33		RN pgs. 34-39	RN pgs. 40-45
<u>Writing</u>  Writing Handbook (WH)	Opinion Sentences TE pgs. 300-301 WH – pg. 22		Lists TE pgs. 302-303 WH – pg. 23	Lists TE pgs. 304-305 WH – pg. 24
Zaner Bloser Handwriting (ZB)	ZB – pgs. 82-84	ZB – pgs. 85-87	ZB – pgs. 88-90	ZB – pgs. 91-93
Guided Reading	<div>● Struggling                      ▲ On Level                      ■ Advanced                      ◆ SL Students</div> <div>At: Levels A-C                      Above: Levels D+</div>			

Reporting Period 7	February 6	February 13 (Lincoln's Birthday)	February 20 (Presidents' Day)	February 27
Subject	Week 23	Week 24	Week 25	Week 26      End of RP7 (3/3)
<u>Math</u> McGraw-Hill My Math       Chapter Tests   Performance Tasks	Chapter 7 - Compose and Decompose Numbers 11-19 Lesson 5 pgs. 469-472 My Review pgs. 475-477 Reflect pg. 478     Chapter 7 Test   Performance Task pgs. 137-138	Chapter 8 - Measurement ( <b>VOL #2</b> ) <b>**Get Next Volume</b> Lesson 1 pgs. 489-492 Lesson 2 pgs. 495-498 Lesson 3 pgs. 501-504   Check My Progress pgs. 507-508	Chapter 8 - Measurement   Lesson 4 pgs. 509-512 Lesson 5 pgs. 515-518 Lesson 6 pgs. 521-524	Chapter 8 - Measurement   My Review pgs. 527-529 Reflect pg. 530    Chapter 8 Test   Performance Task pgs. 139-140
Additional Practice	My Homework pages for each lesson; online support	My Homework pages for each lesson; online support	My Homework pages for each lesson; online support	My Homework pages for each lesson; online support
<u>Science</u> Science- Student Weekly Reader   Science Studies Weekly Worksheet/Assessment Packet	Life Science Week 10 Technology Read Articles Complete worksheets of choice Take a Test/Weekly Assessment	Read: <i>What's Alive</i> <b>**GET BOOK</b> and complete corresponding packet	Earth-Space Science Week 1 Time for Science Read Articles Complete worksheets of choice Take a Test/Weekly Assessment	Earth-Space Science Week 2 The World of Science Read Articles Complete worksheets of choice Take a Test/Weekly Assessment
<u>Social Studies</u> Student Weekly Reader   History Studies Weekly Worksheet/Assessment Packet   Holiday Packets (HP)	Week 23 Maps and Globes Read Articles Complete worksheets of choice Take a Test/Weekly Assessment Week 23	Week 24 Mapping My School Read Articles Complete worksheets of choice Take a Test/Weekly Assessment Week 24  Valentine's Day (HP)	Week 25 Mapping My Neighborhood Read Articles Complete worksheets of choice Take a Test/Weekly Assessment Week 25  Presidents' Day (HP)	Week 26 Earth Read Articles Complete worksheets of choice Take a Test/Weekly Assessment Week 26
Enrichment/Supplemental	Complete an enrichment unit on Black history Month or the Chinese New Year.			

NEXT APPOINTMENT:		Kindergarten 2022-2023	END OF REPORTING PERIOD 8 (3/31)	
Reporting Period 8	March 6	March 13	March 20	March 27
Subject	Week 27	Week 28	Week 29	Week 30
<u>Reading</u> Literacy and Language Guide Teacher Edition (TE) Read Aloud (RA)  Big Books (BB) You can find a digital copy of BB online *Stories on this line are in back of BB	Lesson 23- TE pg. 230-231 <b>Sequence of Events</b>  Oscar and the Frog (RA)  Zinnia's Flower Garden (BB)  Growing Sunflowers	Lesson 24- TE pg. 232-233 <b>Conclusions</b>  Red Eyes or Blue Feathers (RA)  Chameleon, Chameleon (BB)  Amazing Animal Bodies	Lesson 25- TE pg. 234-235 <b>Text and Graph Features</b>  Bread Comes to Life (RA)  Pie in the Sky (BB)  From Apple Tree to Store	Lesson 26- TE pg. 236-237 <b>Conclusion</b>  Curious George Makes Pancakes (RA)  Kitten's First Full Moon (BB)  Poems About Trying and the Moon
Student Book Guide (SBG)  Houghton Mifflin Harcourt Journeys- Student Book K.1	SBG – Lesson 23  Words to Know: she, some Your Turn - pg. 124 My Pet Dog pgs. 126-131 Ben and Jen pgs. 132-137	SBG – Lesson 24  Words to Know: away, by, he, must, now Your Turn - pg. 140 Hog in a Hat pgs. 142-147 Kid Hid pgs. 148-153	SBG – Lesson 25  Review all past "Words to Know" Your Turn - pg. 156 Six Pigs Hop pgs. 158-163 Play It, Kid pgs. 164-169	SBG – Lesson 26  Words to Know: go, down Your Turn - pg. 172 Fun, Fun, Fun pgs. 174-179 Bug and Cat pgs. 180-185
Letter Of The Week  Vocabulary  Spelling  Reader's Notebook (RN)	Letter "Ee"  Vocabulary TE pgs. 160-161  Spelling/Phonics Words for One and More than One TE pgs. 100-101  RN pgs. 46-51	Letters "Hh, Kk"  Vocabulary TE pgs. 162-163  Spelling/Phonics Words with –at, -it, -ot TE pgs. 102-103  RN pgs. 52-57	Letter Review "Oo, Xx, Jj, Ee, Hh"  Vocabulary TE pgs. 164-165  Spelling/Phonics Words with Short o and e TE pgs. 104-105  RN pgs. 58-66	Letter "Uu"  Vocabulary TE pgs. 166-167  Spelling/Phonics Words with –et, -en TE pgs. 106-107  RN pgs. 67-72
<u>Writing</u> Writing Handbook (WH)  Zaner Bloser Handwriting (ZB)	Invitation TE pgs. 306-307 WH – pg. 25  ZB – pgs. 94-96	Report TE pgs. 308-309 WH – pg. 26  ZB – pgs. 97-99	Report TE pgs. 310-311 WH – pg. 27  ZB – pgs. 100-102	Response to Literature TE pgs. 312-313 WH – pg. 28  ZB – pgs. 103-105
Guided Reading	<div>  Struggling            On Level            Advanced            SL Students         </div> <div>           At: Levels A-C           Above: Levels D+         </div>			

Reporting Period 8	March 6	March 13	March 20	March 27
Subject	Week 27	Week 28	Week 29	Week 30 End RP 8 (3/31)
<u>Math</u> McGraw-Hill My Math  Chapter Tests Performance Tasks	Chapter 9 - Classify Objects  Lesson 1 pgs. 539-542 Lesson 2 pgs. 545-548 Lesson 3 pgs. 551-554  Check My Progress pgs. 557-558 Lesson 4 pgs. 559-562	Chapter 9 - Classify Objects  Lesson 5 pgs. 565-568 My Review pgs. 571-573 Reflect pg .574  Chapter 9 Test  Performance Task pgs. 141-142	Chapter 10 - Position  Lesson 1 pgs. 583-586 Lesson 2 pgs. 589-592  Check My Progress pgs. 595-596  Lesson 3 pgs. 597-600 Lesson 4 pgs. 603-606	Chapter 10 - Position  My Review pgs. 609-611 Reflect pg. 612  Chapter 10 Test  Performance Task pgs. 143-144
Additional Practice	My Homework pages for each lesson; online support	My Homework pages for each lesson; online support	My Homework pages for each lesson; online support	My Homework pages for each lesson; online support
<u>Science</u> Science- Student Weekly Reader  Science Studies Weekly Worksheet/Assessment Packet	Earth- Space Science Week 3 Science Safety Read Articles Complete worksheets of choice Take a Test/Weekly Assessment	Earth- Space Science Week 4 Earth Read Articles Complete worksheets of choice Take a Test/Weekly Assessment	Earth- Space Science Week 5 Water Read Articles Complete worksheets of choice Take a Test/Weekly Assessment	None Assigned
<u>Social Studies</u> Student Weekly Reader  History Studies Weekly Worksheet/Assessment Packet  Holiday Packets (HP)	Week 27 People and Seasons Read Articles Complete worksheets of choice Take a Test/Weekly Assessment Week 27	Week 28 Life and Work Long Ago Read Articles Complete worksheets of choice Take a Test/Weekly Assessment Week 28  St. Patrick's Day (HP)	Week 29 Abraham Lincoln Read Articles Complete worksheets of choice Take a Test/Weekly Assessment Week 29	Week 30 George Washington Read Articles Complete worksheets of choice Take a Test/Weekly Assessment Week 30
Enrichment/ Supplemental	Participate in a community service project.			

NEXT APPOINTMENT:		Kindergarten 2022-2023		END OF REPORTING PERIOD 9 (5/5)	
Reporting Period 9	4/3-4/10	April 10 (4/10 Holiday)	April 17	April 24	May 1
Subject	Holiday	Week 31	Week 32	Week 33	Week 34
<u>Reading</u> Literacy and Language Guide Teacher Edition (TE) Read Aloud (RA)  Big Books (BB) You can find a digital copy of BB online *Stories on this line are in back of BB	<div>SPRING BREAK</div>	Lesson 27- TE pg. 238-239 <b>Compare and Contrast</b>  Someone Bigger (RA)  One of Three (BB)  Cross-Country Trip	Select one from the following to complete: <i>Blueberries For Sal</i> OR The Napping House and Literature Unit Packets          <b>(**GET BOOK)</b>	Lesson 28- TE pg. 240-241 <b>Story Structure</b>  The Little Engine That Could (RA)  You Can Do It, Curious George! (BB)  Poems About Things You Can Do	Lesson 29- TE pg. 242-243 <b>Main Ideas</b>  Baby Brains (RA)  Look at Us (BB)  The Three Little Pigs
Student Book Guide (SBG)   Houghton Mifflin Harcourt Journeys- Student Book K.1		SBG – Lesson 27 Words to Know: ask, have, help, walk Your Turn - pg. 188 Win a Cup! pgs. 190-195 Wes Can Help pgs. 196-201		SBG – Lesson 28 Words to Know: look, out, saw, their, very Your Turn - pg. 204 Vet on a Job! pgs. 206-211 Roz the Vet pgs. 212-217	SBG – Lesson 29 Words to Know: off, our, show, take, too Your Turn - pg. 220 Not Yet pgs. 222-227 Can Not Quit Yet pgs. 228-233
Letter Of The Week  Vocabulary   Spelling		Letters "Ll, Ww"  Vocabulary TE pgs. 168-169  Spelling/Phonics Short u words TE pgs. 108-109		Letters "Vv, Zz"  Vocabulary TE pgs. 170-171  Spelling/Phonics Words with Short e and u TE pgs. 110-111	Letters "Yy, Qq"  Vocabulary TE pgs. 172-173  Spelling/Phonics Words with –ap, -up, -op TE pgs. 112-113
Reader's Notebook (RN)		RN pgs. 73-78		RN pgs. 79-84	RN pgs. 85-90
<u>Writing</u>  Writing Handbook (WH)		Response to Literature TE pgs. 314-315 WH – pg. 29		Response to Literature TE pgs. 316-317 WH – pg. 30	Journal TE pgs. 318-319 WH – pg. 31
Zaner Bloser Handwriting (ZB)		ZB – pgs. 106-108	ZB – pgs. 109-111	ZB – pgs. 112-114	ZB – pgs. 115-117



Reporting Period 9	4/3-4/10	April 10 (4/10 Holiday)	April 17	April 24	May 1
Subject	Holiday	Week 31	Week 32	Week 33	Week 34 End of RP 9 (05/05)
<u>Math</u> McGraw-Hill My Math       Chapter Tests   Performance Tasks Additional Practice	SPRING BREAK	Chapter 11 - Two-Dimensional Shapes Lesson 1 pgs. 623-626 Lesson 2 pgs. 629-632 Lesson 3 pgs. 635-638 Lesson 4 pgs. 641-644 Check My Progress pgs. 647-648	Chapter 11 - Two-Dimensional Shapes Lesson 5 pgs. 649-652 Lesson 6 pgs. 655-658 Lesson 7 pgs. 661-664 Lesson 8 pgs. 667-670 Lesson 9 pgs. 673-676	Chapter 11 - Two-Dimensional Shapes My Review pgs. 679-681 Reflect pg. 682      Chapter 11 Test   Performance Task pgs. 145-146	Chapter 12 - Three-Dimensional Shapes Lesson 1 pgs. 693-696 Lesson 2 pgs. 699-702 Lesson 3 pgs. 705-708   Check My Progress pgs. 711-712
		My Homework pages for each lesson; online support	My Homework pages for each lesson; online support	My Homework pages for each lesson; online support	My Homework pages for each lesson; online support
<u>Science</u> Science- Student Weekly Reader   Science Studies Weekly Worksheet/Assessment Packet		Earth- Space Science Week 6 Weather Read Articles Complete worksheets of choice Take a Test/Weekly Assessment	Complete "Earth Day Packet"	Earth- Space Science Week 7 Day and Night Read Articles Complete worksheets of choice Take a Test/Weekly Assessment	Earth-Space Science Week 8 <i>The Sun</i> Read Articles Complete worksheets of choice Take a Test/Weekly Assessment
<u>Social Studies</u> Student Weekly Reader   History Studies Weekly Worksheet/Assessment Packet   Holiday Packets (HP)		Week 31 American Legend- Pocahontas Read Articles Complete worksheets of choice Take a Test/Weekly Assessment Week 31	Week 32 American Legend- Booker T. Daniel Boone Read Articles Complete worksheets of choice Take a Test/Weekly Assessment Week 32	Week 33 American Legend- Booker T. Washington Read Articles Complete worksheets of choice Take a Test/Weekly Assessment Week 33	Week 34 American Legend- Benjamin Franklin Read Articles Complete worksheets of choice Take a Test/Weekly Assessment Week 34 Cinco de Mayo (HP)
Enrichment/ Supplemental					

NEXT APPOINTMENT:		Kindergarten 2022-2023	END OF REPORTING PERIOD 10 (6/1)	
Reporting Period 10	May 8	May 15	May 22	May 29 (5/29 Memorial Day)
Subject	Week 35	Week 36	Week 37	Week 38
<u>Reading</u> Literacy and Language Guide Teacher Edition (TE) Read Aloud (RA)  Big Books (BB) You can find a digital copy of BB online *Stories on this line are in back of BB	<b>Lesson 30- TE pg. 244- 245</b> <b>Understanding Characters</b>  Pet Show! (RA)  Miss Bindergarten Celebrates the Last Day of Kindergarten (BB) Schools Then and Now - TE pg.	Unit Packet (**GET BOOK) Caps for Sale <b>OR</b> I Wish I Was a Butterfly  *** You can also select your own book and literature packet from the M.E.S.H. drawers to complete.		
Student Book Guide (SBG)	SBG – Lesson 30	Work on "short a" and "short e" decodable readers	Work on "short i" and "short o" decodable readers	Work on "short u" decodable readers
Houghton Mifflin Harcourt Journeys- Student Book K.1	Your Turn - pg. 236 Max Is Up pgs. 238-243 A Fun Job pgs. 244-249	"Look Alike Words" pgs. 1-4  *Get the above items from your resource teacher	"Look Alike Words" pgs. 5-8  *Get the above items from your resource teacher	"Look Alike Words" pgs. 9-10  *Get the above items from your resource teacher
Student Book Guide (SBG)				
Letter Of The Week	Letter Review "Aa, Ee, Ii, Oo, Uu"	Continue to reread previous stories and go over all sight words that student has not yet mastered.		
Vocabulary	Vocabulary TE pgs. 174-175			
Spelling	Spelling/Phonics Words with Short Vowels TE pgs. 114-115			
Reader’s Notebook (RN)	RN pgs. 91-99			
<u>Writing</u>	Journal TE pgs. 320-321	ZB - pgs. 123-128		
Writing Handbook (WH)	WH – pg. 32			
Zaner Bloser Handwriting (ZB)	ZB – pgs. 118-122			
Guided Reading	<div>● Struggling</div> <div>▲ On Level</div> <div>■ Advanced</div> <div>◆ SL Students</div> <div>At: Levels A-C</div> <div>Above: Levels D+</div>			

Reporting Period 10	May 8	May 15	May 22	May 29 (5/29 Memorial Day)
Subject	Week 35	Week 36	Week 37	Week 38 End of RP10 (6/1)
<u>Math</u> McGraw-Hill My Math        Chapter Tests   Performance Tasks	Chapter 12 - Three-Dimensional Shapes Lesson 4 pgs. 713-716 Lesson 5 pgs. 719-722 My Review pgs. 725-727 Reflect pg. 728	Chapter 12 - Three-Dimensional Shapes        Chapter 12 Test   Performance Task pgs. 147-148	Telling Time Activity Packet	
Additional Practice	My Homework pages for each lesson; online support	My Homework pages for each lesson; online support	My Homework pages for each lesson; online support	My Homework pages for each lesson; online support
<u>Science</u> Science- Student Weekly Reader  Science Studies Weekly Worksheet/Assessment Packet	Read: <i>What Will The Weather Be?</i> <b>**GET BOOK</b> and complete corresponding packet	None Assigned		
<u>Social Studies</u> Student Weekly Reader   History Studies Weekly Worksheet/Assessment Packet   Holiday Packets (HP)	Week 35 American Legend- Cesar Chavez Read Articles Complete worksheets of choice Take a Test/Weekly Assessment Week 35	Week 36 Summer Celebrations  Read Articles Complete worksheets of choice Take a Test/Weekly Assessment Week 36	Memorial Day (HP)	
Enrichment/ Supplemental	Visit a hands-on science museum.			